



2025

Surfaces
Collection

OUTLET-CERAMIC

Index A - Z

Indice A - Z. Index A - Z. Alphabetisches Verzeichnis.

Agathòs
Cardosia
Ceppo di Grè
Fitch
Genesis
Heritage
Hollstone
Loop
Medley
Nereidi
Pennslate
Pietra di Vals
Quarzi
Rushmore
Spark
Sunstone
Urano
Utah
Wonder

Stone Look

General
index

Product
indexes

The
Company

Collections

Marble Look
Concrete Look
Stone Look
Metal Look
Wood Look
Cotto Look



TH2.0
Outdoor
Solutions

Bathroom
furniture

Ventilated
facades

Technical
information

Agathòs

Rare inspiration



WALL Anthracite 120x280 . 48"x110"
FURNITURE White 120x280 . 48"x110"
FLOOR Anthracite 120x120 . 48"x48"



General index

Product indexes

The Company

Collections

Marble Look
Concrete Look
Stone Look
Metal Look
Wood Look
Cotto Look



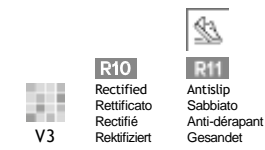
TH2.0
Outdoor
Solutions

Bathroom
furniture

Ventilated
facades

Technical
information

Agathòs



Porcelain stoneware coloured in body
Gres porcellanato colorato in massa
Grès cérame coloré dans la masse
Eingefärbtes Feinsteinzeug



Size Formato	Finishes Finiture	Price code sqm Codice prezzo m²	White	Grey	Multicolor	Anthracite
EKTREME 120x280 48"x110" ± 6 mm	Rectified Rettificato	159	×	×	×	×
120x120 48"x48" ± 9 mm	Rectified Rettificato	153	×	×	×	×
60x120 24"x48" ± 9 mm	Rectified Rettificato	144	×	×	×	×
60x60 24"x24" ± 9 mm	Rectified Rettificato	139	×	×	×	×
	Antislip Sabbiato	140	×	×	×	×
30x60 12"x24" ± 9 mm	Rectified Rettificato	137	×	×	×	×
9,9x30,2 4"x12" ± 9 mm	Rectified Rettificato	152	×	×	×	×
BATTISCOPA 6,5x120 2 1/16"x48"	Rectified Rettificato	120*	×	×	×	×
BATTISCOPA 7,5x60 3"x24"	Rectified Rettificato	106*	×	×	×	×

TH2.0 OUTDOOR SOLUTIONS available • Price code / pc. Codice prezzo / pz.
TH2.0 OUTDOOR SOLUTIONS disponibile



WALL Multicolor 60x120 . 24"x48" | White 120x280 48"x110"
FURNITURE Patagonia 120x280 48"x110"
FLOOR Multicolor 60x60 . 24"x24"

Mosaics. Mosaici. Mosaïques. Mosaik.



White
MOSAICO 36PZ
30x30 12"x12"
NAT
Price code / pc
Codice prezzo / pz
110



White
MOSAICO ESAGONI
26x30 10"x12"
NAT
Price code / pc
Codice prezzo / pz
122



Grey
MOSAICO 36PZ
30x30 12"x12"
NAT
Price code / pc
Codice prezzo / pz
110




Grey
MOSAICO ESAGONI
26x30 10"x12"
NAT
Price code / pc
Codice prezzo / pz
122



Multicolor
MOSAICO 36PZ
30x30 12"x12"
NAT
Price code / pc
Codice prezzo / pz
110



Multicolor
MOSAICO ESAGONI
26x30 10"x12"
NAT
Price code / pc
Codice prezzo / pz
122



Anthracite
MOSAICO 36PZ
30x30 12"x12"
NAT
Price code / pc
Codice prezzo / pz
110



Anthracite
MOSAICO ESAGONI
26x30 10"x12"
NAT
Price code / pc
Codice prezzo / pz
122



Stone Look Agathòs

General index

Product indexes

The Company

Collections

Marble Look
Concrete Look
Stone Look
Metal Look
Wood Look
Cotto Look



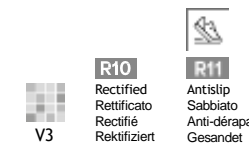
TH2.0
Outdoor
Solutions

Bathroom
furniture

Ventilated
facades

Technical
information

Agathòs



Porcelain stoneware coloured in body
Gres porcellanato colorato in massa
Grès cérame coloré dans la masse
Eingefärbtes Feinsteinzeug

Pattern variation.
Sviluppo grafico. Développement graphique par format. Farbverlauf.

White



60x120 24"x48"

Grey



60x120 24"x48"

Multicolor



60x120 24"x48"

Anthracite



60x120 24"x48"



FLOOR White 60x120 . 24 "x48" | White 60x120 . 24 "x48" TH2.0

Collections

Marble Look
Concrete Look
Stone Look
Metal Look
Wood Look
Cotto Look



Cardosia

Delicate presence



General index

Product indexes

The Company

Collections

Marble Look
Concrete Look
Stone Look
Metal Look
Wood Look
Cotto Look



TH2.0
Outdoor
Solutions

Bathroom
furniture

Ventilated
facades

Technical
information



Size Formato	Finishes Finiture	Price code sqm Codice prezzo m²	White	Beige	Grey	Anthracite
120x120 48"x48" ⇒ 9 mm	Rectified Rettificato	155	×	×	×	×
60x120 24"x48" ⇒ 9 mm	Rectified Rettificato	146	×	×	×	×
60x60 24"x24" ⇒ 9 mm	Rectified Rettificato	141	×	×	×	×
30x60 12"x24" ⇒ 9 mm	Rectified Rettificato	139	×	×	×	×
BATTISCOPIA 6,5x120 2 ⁹ / ₁₆ "x48"	Rectified Rettificato	120*	×	×	×	×
BATTISCOPIA 7,5x60 3"x24"	Rectified Rettificato	106*	×	×	×	×

* Price code / pc. Codice prezzo / pz.

Mosaics. Mosaici. Mosaïques. Mosaik.



White
MOSAICO 36PZ
30x30 12"x12"
NAT
Price code / pc
Codice prezzo / pz
110



White
MOSAICO ESAGONI
26x30 10"x12"
NAT
Price code / pc
Codice prezzo / pz
122



Beige
MOSAICO 36PZ
30x30 12"x12"
NAT
Price code / pc
Codice prezzo / pz
110




Beige
MOSAICO ESAGONI
26x30 10"x12"
NAT
Price code / pc
Codice prezzo / pz
122



Grey
MOSAICO 36PZ
30x30 12"x12"
NAT
Price code / pc
Codice prezzo / pz
110



Grey
MOSAICO ESAGONI
26x30 10"x12"
NAT
Price code / pc
Codice prezzo / pz
122



Anthracite
MOSAICO 36PZ
30x30 12"x12"
NAT
Price code / pc
Codice prezzo / pz
110

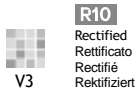


Anthracite
MOSAICO ESAGONI
26x30 10"x12"
NAT
Price code / pc
Codice prezzo / pz
122



WALL Grey 60x120 . 24"x48" | Mood. Verve 120x280 . 48"x110"
FURNITURE Grey 120x120 . 48"x48"
FLOOR Grey 120x120 . 48"x48"

Cardosia



Porcelain stoneware coloured in body
Gres porcellanato colorato in massa
Grès cérame coloré dans la masse
Eingefärbtes Feinsteinzeug

Pattern variation.
Sviluppo grafico. Développement graphique par format. Farbverlauf.

White



60x120 24"x48"

Beige




60x120 24"x48"

Grey



60x120 24"x48"

Anthracite



60x120 24"x48"



WALL White 60x120 . 24"x48"

Stone Look Cardosia

General index

Product indexes

The Company

Collections

- Marble Look
- Concrete Look
- Stone Look
- Metal Look
- Wood Look
- Cotto Look



TH2.0 Outdoor Solutions

Bathroom furniture

Ventilated facades

Technical information

Ceppo di Grè

Italian essential



WALL White 120x280 - 48"x110"
FLOOR Anthracite 120x120 - 48"x48"

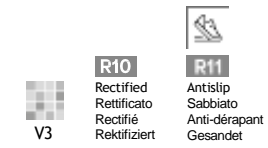


Collections


Marble Look
Concrete Look
Stone Look
Metal Look
Wood Look
Cotto Look



Ceppo di Grè



Porcelain stoneware coloured in body
Gres porcellanato colorato in massa
Grès cérame coloré dans la masse
Eingefärbtes Feinsteinzeug



Size Formato	Finishes Finiture	Price code sqm Codice prezzo m²	White	Ivory	Grey	Anthracite	Multi	Warm
EKTREME 120x280 48"x110" ± 6 mm	Rectified Rettificato	159	x	x	x		x	
120x120 48"x48" ± 9 mm	Rectified Rettificato	153	x	x	x	x	x	x
60x120 24"x48" ± 9 mm	Rectified Rettificato	144	x	x	x	x	x	x
	Antislip Sabbiato	145	x	x	x	x	x	x
80x80 32"x32" ± 9 mm	Rectified Rettificato	146	x	x	x	x	x	x
60x60 24"x24" ± 9 mm	Rectified Rettificato	139	x	x	x	x	x	x
30x60 12"x24" ± 9 mm	Rectified Rettificato	137	x	x	x	x	x	x
BATTISCOPA 6,5x120 2 9/16"x48"	Rectified Rettificato	120 •	x	x	x	x	x	x
BATTISCOPA 7,5x80 3"x32"	Rectified Rettificato	109 •	x	x	x	x	x	x
BATTISCOPA 7,5x60 3"x24"	Rectified Rettificato	106 •	x	x	x	x	x	x

TOP SOLUTION available [see related catalog](#) TH2.0 OUTDOOR SOLUTIONS available • Price code / pc. Codice prezzo / pz.
TOP SOLUTION disponibile [consulta il catalogo](#) TH2.0 OUTDOOR SOLUTIONS disponibile

General index

Product indexes

The Company

Collections

Marble Look
Concrete Look
Stone Look
Metal Look
Wood Look
Cotto Look



TH2.0
Outdoor
Solutions

Bathroom
furniture

Ventilated
facades

Technical
information

Fitch

Caress the space around you



WALL Cloud 30,8x61,5 12"x24"
FLOOR Cloud 30,8x61,5 12"x24"



Cloud



Fawn



Gold



Rainbow

General index

Product indexes

The Company

Collections

- Marble Look
- Concrete Look
- Stone Look
- Metal Look
- Wood Look
- Cotto Look




TH2.0
Outdoor
Solutions

Bathroom
furniture

Ventilated
facades

Technical
information

Fitch



Porcelain stoneware coloured in body
 Gres porcellanato colorato in massa
 Grès cérame coloré dans la masse
 Eingefärbtes Feinsteinzeug



Size Formato	Finishes Finiture	Price code sqm Codice prezzo m²	Cloud	Fawn	Gold	Rainbow
 30,8x61,5 12"x24" ±9 mm	Natural Naturale	131	x	x	x	x
 BATTISCOPA 7,5x61,5 3"x24"	Natural Naturale	105 •	x	x	x	x

• Price code / pc. Codice prezzo / pz.

Mosaics. Mosaici. Mosaïques. Mosaik.



Cloud
MOSAICO 36PZ
30x30 12"x12"
NAT
Price code / pc
Codice prezzo / pz
110



Fawn
MOSAICO 36PZ
30x30 12"x12"
NAT
Price code / pc
Codice prezzo / pz
110



Gold
MOSAICO 36PZ
30x30 12"x12"
NAT
Price code / pc
Codice prezzo / pz
110



Rainbow
MOSAICO 36PZ
30x30 12"x12"
NAT
Price code / pc
Codice prezzo / pz
110



WALL Rainbow Mosaico 36PZ 30x30 12"x12"

Stone Look Fitch

General index

Product indexes

The Company

Collections

- Marble Look
- Concrete Look
- Stone Look
- Metal Look
- Wood Look
- Cotto Look



TH2.0
Outdoor
Solutions

Bathroom
furniture

Ventilated
facades

Technical
information

Genesis

Everlasting mood



General index

Product indexes

The Company

Collections

- Marble Look
- Concrete Look
- Stone Look**
- Metal Look
- Wood Look
- Cotto Look



TH2.0 Outdoor Solutions

Bathroom furniture

Ventilated facades

Technical information



Size Formato	Finishes Finiture	Price code sqm Codice prezzo m²	Dove	Cocoa	Ash	Storm
EKTREME 120x280 48"x110" ⇒ 6 mm	Rectified Rettificato	159	×	×	×	×
120x120 48"x48" ⇒ 9 mm	Rectified Rettificato	153	×	×	×	×
60x120 24"x48" ⇒ 9 mm	Rectified Rettificato	144	×	×	×	×
60x60 24"x24" ⇒ 9 mm	Rectified Rettificato	139	×	×	×	×
	Antislip Sabbiato	140	×	×	×	×
30x60 12"x24" ⇒ 9 mm	Rectified Rettificato	137	×	×	×	×
	Antislip Sabbiato	138	×	×	×	×
GROOVE 60x120 24"x48" ⇒ 9 mm	Rectified Rettificato	151	×	×	×	×
BATTISCOPA 6,5x120 2 9/16"x48"	Rectified Rettificato	120*	×	×	×	×
BATTISCOPA 7,5x60 3"x24"	Rectified Rettificato	106*	×	×	×	×

TH2.0 OUTDOOR SOLUTIONS available

• Price code / pc. Codice prezzo / pz.



FLOOR Cocoa 60x120 . 24"x48"

Stone Look Genesis

General index

Product indexes

The Company

Collections

- Marble Look
- Concrete Look
- Stone Look
- Metal Look
- Wood Look
- Cotto Look



TH2.0
Outdoor
Solutions

Bathroom
furniture

Ventilated
facades

Technical
information

Genesis

V3
R10
 Rectificato
 Rettificato
 Rektifiziert

R11
 Antislip
 Sabbiato
 Anti-dérapant
 Gesandet

Porcelain stoneware coloured in body
 Gres porcellanato colorato in massa
 Grès cérame coloré dans la masse
 Eingefärbtes Feinsteinzeug

Mosaics.
 Mosaici. Mosaïques. Mosaik.



Dove
MOSAICO 36PZ
 30x30 12"x12"
 NAT
 Price code / pc
 Codice prezzo / pz
 110

Dove
MOSAICO MURETTO ANTICATO
 30x30 12"x12"
 NAT
 Price code / pc
 Codice prezzo / pz
 115

Dove
MOSAICO HERRINGBONE
 33,5x33,5 13"x13"
 NAT
 Price code / pc
 Codice prezzo / pz
 121



Cocoa
MOSAICO 36PZ
 30x30 12"x12"
 NAT
 Price code / pc
 Codice prezzo / pz
 110

Cocoa
MOSAICO MURETTO ANTICATO
 30x30 12"x12"
 NAT
 Price code / pc
 Codice prezzo / pz
 115

Cocoa
MOSAICO HERRINGBONE
 33,5x33,5 13"x13"
 NAT
 Price code / pc
 Codice prezzo / pz
 121



Ash
MOSAICO 36PZ
 30x30 12"x12"
 NAT
 Price code / pc
 Codice prezzo / pz
 110

Ash
MOSAICO MURETTO ANTICATO
 30x30 12"x12"
 NAT
 Price code / pc
 Codice prezzo / pz
 115

Ash
MOSAICO HERRINGBONE
 33,5x33,5 13"x13"
 NAT
 Price code / pc
 Codice prezzo / pz
 121



WALL Cocoa Groove 60x120 . 24"x48"



Storm
MOSAICO 36PZ
 30x30 12"x12"
 NAT
 Price code / pc
 Codice prezzo / pz
 110

Storm
MOSAICO MURETTO ANTICATO
 30x30 12"x12"
 NAT
 Price code / pc
 Codice prezzo / pz
 115

Storm
MOSAICO HERRINGBONE
 33,5x33,5 13"x13"
 NAT
 Price code / pc
 Codice prezzo / pz
 121

3D Groove texture.
 Struttura 3D Groove. Structure 3D Groove. 3D Groove Textur.



Dove
GROOVE
 60x120 24"x48"
 ± 9 mm
 RETT

Cocoa
GROOVE
 60x120 24"x48"
 ± 9 mm
 RETT



Ash
GROOVE
 60x120 24"x48"
 ± 9 mm
 RETT

Storm
GROOVE
 60x120 24"x48"
 ± 9 mm
 RETT

Genesis

Pattern variation.
Sviluppo grafico. Développement graphique par format. Farbverlauf.

Dove



60x120 24"x48"

Cocoa



60x120 24"x48"

Ash






60x120 24"x48"

Storm



60x120 24"x48"

Rectificato
 Rettificato
 Rectifié
 Rektifiziert

Antislip
 Sabbiato
 Anti-dérapant
 Gesandet

Porcelain stoneware coloured in body
Gres porcellanato colorato in massa
Grès cérame coloré dans la masse
Eingefärbtes Feinsteinzeug



FLOOR Dove 30x60 . 12"x24"

Stone Look Genesis

General index

Product indexes

The Company

- Collections**
- Marble Look
 - Concrete Look
 - Stone Look**
 - Metal Look
 - Wood Look
 - Cotto Look



TH2.0
Outdoor
Solutions

Bathroom
furniture

Ventilated
facades


Technical
information

Heritage

Balancing aesthetics



FLOOR Cedar 120x120 - 48"x48"



Corn silk

Nude

Cedar

Powder

Heritage



HI Sense

HI Real



Honed
Honed
Seidenglänzend

R10

Rectified
Rettificato
Rectifié
Rektifiziert

R11

Antislip
Sabbiato
Anti-dérapant
Gesandet

Porcelain stoneware coloured in body
Gres porcellanato colorato in massa
Grès cérame coloré dans la masse
Eingefärbtes Feinsteinzeug



Size Formato	Finishes Finiture	Price code sqm Codice prezzo m²	Cornsilk	Nude	Cedar	Powder
 EKTREME 120x280 48"x110" ⇨ 6 mm	Rectified Rettificato	162	×	×	×	×
	Rectified Rettificato	155	×	×	×	×
 120x120 48"x48" ⇨ 9 mm	Honed Honed	164	×	×	×	×
	Antislip Sabbiato	156		×	×	
 60x120 24"x48" ⇨ 9 mm	Rectified Rettificato	146	×	×	×	×
	Honed Honed	158	×	×	×	×
 60x60 24"x24" ⇨ 9 mm	Rectified Rettificato	141	×	×	×	×
	Antislip Sabbiato	143	×	×	×	×
 30x60 12"x24" ⇨ 9 mm	Rectified Rettificato	139	×	×	×	×
 GROOVE 60x120 24"x48" ⇨ 9 mm	Rectified Rettificato	151	×	×	×	×
 BATTISCOPIA 6,5x120 2 1/16"x48"	Rectified Rettificato	120*	×	×	×	×
 BATTISCOPIA 7,5x60 3"x24"	Rectified Rettificato	106*	×	×	×	×

TH2.0 OUTDOOR SOLUTIONS available • Price code / pc. Codice prezzo / pz.



FLOOR Cornsilk 120x120 . 48"x48"

Stone Look Heritage

General index

Product indexes

The Company

- Collections**
- Marble Look
 - Concrete Look
 - Stone Look
 - Metal Look
 - Wood Look
 - Cotto Look



TH2.0
Outdoor
Solutions

Bathroom
furniture

Ventilated
facades

Technical
information

Heritage

V3
Honed
Honed
Seidenglänzend

R10
Rectificato
Rettificato
Rectifié
Rektifiziert

R11
Antislip
Sabbiato
Anti-dérapant
Gesandnet

Porcelain stoneware coloured in body
Gres porcellanato colorato in massa
Grès cérame coloré dans la masse
Eingefärbtes Feinsteinzeug

Mosaics. Mosaici. Mosaiques. Mosaik.



Cornsilk
MOSAICO 36PZ
30x30 12"x12"
NAT
Price code / pc
Codice prezzo / pz
110

Cornsilk
MOSAICO MURETTO ANTICATO
30x30 12"x12"
NAT
Price code / pc
Codice prezzo / pz
115

Cornsilk
MOSAICO ESAGONI
26x30 10"x12"
NAT
Price code / pc
Codice prezzo / pz
122



Nude
MOSAICO 36PZ
30x30 12"x12"
NAT
Price code / pc
Codice prezzo / pz
110

Nude
MOSAICO MURETTO ANTICATO
30x30 12"x12"
NAT
Price code / pc
Codice prezzo / pz
115

Nude
MOSAICO ESAGONI
26x30 10"x12"
NAT
Price code / pc
Codice prezzo / pz
122



Cedar
MOSAICO 36PZ
30x30 12"x12"
NAT
Price code / pc
Codice prezzo / pz
110

Cedar
MOSAICO MURETTO ANTICATO
30x30 12"x12"
NAT
Price code / pc
Codice prezzo / pz
115

Cedar
MOSAICO ESAGONI
26x30 10"x12"
NAT
Price code / pc
Codice prezzo / pz
122



WALL Powder Groove 60x120 .24"x48"



Powder
MOSAICO 36PZ
30x30 12"x12"
NAT
Price code / pc
Codice prezzo / pz
110

Powder
MOSAICO MURETTO ANTICATO
30x30 12"x12"
NAT
Price code / pc
Codice prezzo / pz
115

Powder
MOSAICO ESAGONI
26x30 10"x12"
NAT
Price code / pc
Codice prezzo / pz
122



3D Groove texture. Struttura 3D Groove. Structure 3D Groove. 3D Groove Textur.



Cornsilk
GROOVE
60x120 24"x48"
± 9 mm
RETT

Nude
GROOVE
60x120 24"x48"
± 9 mm
RETT



Cedar
GROOVE
60x120 24"x48"
± 9 mm
RETT

Powder
GROOVE
60x120 24"x48"
± 9 mm
RETT

Hollstone

Indulge in quietude



WALL Opal 60x120 .24"x48"
FLOOR Opal 60x120 .24"x48"



Milky

Butter

Sour

Opal

Storm

Obsidian





Size Formato	Finishes Finiture	Price code sqm Codice prezzo m²	Milky	Butter	Sour	Opal	Storm	Obsidian
120x120 48"x48" ±9 mm	Rectified Rettificato	153	x	x	x	x	x	x
60x120 24"x48" ±9 mm	Rectified Rettificato	144	x	x	x	x	x	x
80x80 32"x32" ±9 mm	Rectified Rettificato	146	x	x	x	x	x	x
	Antislip Sabbiato	147	x	x	x	x	x	x
60x60 24"x24" ±9 mm	Rectified Rettificato	139	x	x	x	x	x	x
BATTISCOPA 6,5x120 2 1/16"x48"	Rectified Rettificato	120 *	x	x	x	x	x	x
BATTISCOPA 7,5x80 3"x32"	Rectified Rettificato	109 *	x	x	x	x	x	x
BATTISCOPA 7,5x60 3"x24"	Rectified Rettificato	106 *	x	x	x	x	x	x

TH2.0 OUTDOOR SOLUTIONS available • Price code / pc. Codice prezzo / pz.



WALL | FLOOR Sour 120x120 . 48"x48"

- General index
- Product indexes
- The Company
- Collections
 - Marble Look
 - Concrete Look
 - Stone Look
 - Metal Look
 - Wood Look
 - Cotto Look
- TH2.0 Outdoor Solutions
- Bathroom furniture
- Ventilated facades
- Technical information

Hollstone

V2 R10 Rectificato Rettificato Rektifiziert R11 Antislip Sabbiato Anti-dérappant Gesandet

Porcelain stoneware coloured in body
Gres porcellanato colorato in massa
Grès cérame coloré dans la masse
Eingefärbtes Feinsteinzeug


Mosaics.
Mosaici. Mosaiques. Mosaik.



Milky
MOSAICO 36PZ
30x30 12"x12"
NAT
Price code / pc
Codice prezzo / pz
110



Milky
MOSAICO MURETTO ANTICATO
30x30 12"x12"
NAT
Price code / pc
Codice prezzo / pz
115



Butter
MOSAICO 36PZ
30x30 12"x12"
NAT
Price code / pc
Codice prezzo / pz
110




Butter
MOSAICO MURETTO ANTICATO
30x30 12"x12"
NAT
Price code / pc
Codice prezzo / pz
115



Sour
MOSAICO 36PZ
30x30 12"x12"
NAT
Price code / pc
Codice prezzo / pz
110




Sour
MOSAICO MURETTO ANTICATO
30x30 12"x12"
NAT
Price code / pc
Codice prezzo / pz
115



Opal
MOSAICO 36PZ
30x30 12"x12"
NAT
Price code / pc
Codice prezzo / pz
110



Opal
MOSAICO MURETTO ANTICATO
30x30 12"x12"
NAT
Price code / pc
Codice prezzo / pz
115




Storm
MOSAICO 36PZ
30x30 12"x12"
NAT
Price code / pc
Codice prezzo / pz
110



Storm
MOSAICO MURETTO ANTICATO
30x30 12"x12"
NAT
Price code / pc
Codice prezzo / pz
115



Obsidian
MOSAICO 36PZ
30x30 12"x12"
NAT
Price code / pc
Codice prezzo / pz
110



Obsidian
MOSAICO MURETTO ANTICATO
30x30 12"x12"
NAT
Price code / pc
Codice prezzo / pz
115



WALL Butter 120x120 . 48"x48"
FLOOR Butter 120x120 . 48"x48"

General index

Product indexes

The Company

Collections
Marble Look
Concrete Look
Stone Look
Metal Look
Wood Look
Cotto Look

TH2.0
Outdoor Solutions

Bathroom furniture

Ventilated facades

Technical information

Loop

Cloudy soft hues



WALL Ceppo di Grè. Multi 120x280 - 48"x110"
FURNITURE Ceppo di Grè. Multi 163x324 - "64"x127" TOP SOLUTION
FLOOR White 30,8x61,5 - 12"x24"

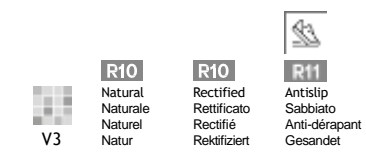


Collections

Marble Look
Concrete Look
Stone Look
Metal Look
Wood Look
Cotto Look



Loop



Porcelain stoneware coloured in body
Gres porcellanato colorato in massa
Grès cérame coloré dans la masse
Eingefärbtes Feinsteinzeug



Size Formato	Finishes Finiture	Price code sqm Codice prezzo m²	White	Beige	Grey	Anthracite
	Rectified Rettificato	144	×	×	×	×
	Antislip Sabbato	145	×	×	×	×
	Natural Naturale	131	×	×	×	×
	Antislip Sabbato	135	×	×	×	×
	Natural Naturale	105 •	×	×	×	×
	Natural Naturale	126 •	×	×	×	×
	Antislip Sabbato	128 •	×	×	×	×

TH2.0 OUTDOOR SOLUTIONS available

• Price code / pc. Codice prezzo / pz.



FLOOR Beige 60x120 . 24"x48"

Stone Look Loop

General index

Product indexes

The Company

Collections

- Marble Look
- Concrete Look
- Stone Look
- Metal Look
- Wood Look
- Cotto Look



TH2.0
Outdoor
Solutions

Bathroom
furniture

Ventilated
facades

Technical
information

Loop

Pattern variation.
Sviluppo grafico. Développement graphique par format. Farbverlauf.

White



60x120 24"x48"

Beige



60x120 24"x48"

Grey



60x120 24"x48"

Anthracite



60x120 24"x48"



WALL White 60x120 . 24"x48"
FLOOR Anthracite 30,8x61,5 . 12"x24"

V3
R10 Natural Naturale Natur
R10 Rectified Rettificato Rettifié Rektifiziert
R11 Antislip Sabbiato Anti-dérapant Gesandert

Porcelain stoneware coloured in body
Gres porcellanato colorato in massa
Grès cérame coloré dans la masse
Eingefärbtes Feinsteinzeug

General index

Product indexes

The Company

Collections
Marble Look
Concrete Look
Stone Look
Metal Look
Wood Look
Cotto Look



TH2.0
Outdoor
Solutions

Bathroom
furniture

Ventilated
facades

Technical
information

Medley

Colour meets rhythm



WALL White 120x120, 48"x48" | Mood - Gentle 120x280, 48"x110"
FLOOR White 120x120, 48"x48"



White

Cream

Leaf

Sugar

Anthracite

General index

Product indexes

The Company

Collections

Marble Look
Concrete Look
Stone Look
Metal Look
Wood Look
Cotto Look



TH2.0
Outdoor
Solutions

Bathroom
furniture

Ventilated
facades

Technical
information



Size Formato	Finishes Finiture	Price code sqm Codice prezzo m²	White	Cream	Leaf	Sugar	Anthracite
120x120 48"x48" ±9 mm	Rectified Rettificato	153	x	x	x	x	x
60x120 24"x48" ±9 mm	Rectified Rettificato	144	x	x	x	x	x
60x60 24"x24" ±9 mm	Rectified Rettificato	139	x	x	x	x	x
BATTISCOPIA 7,5x60 3"x24"	Rectified Rettificato	106 •	x	x	x	x	x

TH2.0 OUTDOOR SOLUTIONS available

• Price code / pc. Codice prezzo / pz.



WALL Cream 60x120 . 24"x48"

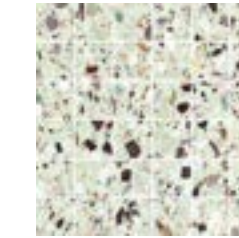
Mosaics. Mosaici. Mosaïques. Mosaik.



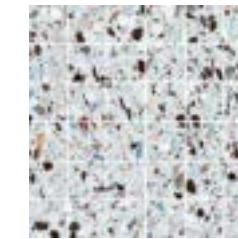
White
MOSAICO 36PZ
30x30 12"x12"
NAT
Price code / pc
Codice prezzo / pz
110




Cream
MOSAICO 36PZ
30x30 12"x12"
NAT
Price code / pc
Codice prezzo / pz
110



Leaf
MOSAICO 36PZ
30x30 12"x12"
NAT
Price code / pc
Codice prezzo / pz
110



Sugar
MOSAICO 36PZ
30x30 12"x12"
NAT
Price code / pc
Codice prezzo / pz
110




Anthracite
MOSAICO 36PZ
30x30 12"x12"
NAT
Price code / pc
Codice prezzo / pz
110



Nereidi

The embracing side of stone





Size Formato	Finishes Finiture	Price code sqm Codice prezzo m²	Almond	Cloud	Ecrú	Umber
	EKXTREME 120x280 48"x110" ±6 mm	162	x	x	x	x
	Rectified Rettificato					
	120x120 48"x48" ±9 mm	155	x	x	x	x
	Rectified Rettificato					
	60x120 24"x48" ±9 mm	146	x	x	x	x
	Rectified Rettificato					
	60x60 24"x24" ±9 mm	141	x	x	x	x
	Rectified Rettificato					
	60x60 24"x24" ±9 mm	143	x	x	x	x
	Antislip Sabbiato					
	30x60 12"x24" ±9 mm	139	x	x	x	x
	Rectified Rettificato					
	GROOVE 60x120 24"x48" ±9 mm	151	x	x	x	x
	Rectified Rettificato					
	BATTISCOPIA 6,5x120 2 1/16"x48"	120*	x	x	x	x
	Rectified Rettificato					
	BATTISCOPIA 7,5x60 3"x24"	106*	x	x	x	x
	Rectified Rettificato					

TOP SOLUTION available [see related catalog](#) TH2.0 OUTDOOR SOLUTIONS available [see related catalog](#) • Price code / pc. Codice prezzo / pz.
TOP SOLUTION disponibile [consulta il catalogo](#) TH2.0 OUTDOOR SOLUTIONS disponibile [consulta il catalogo](#)



WALL Ecrú 120x280 . 48"x110" | Ecrú Groove 60x120 . 24"x48" | Almond 30x60 . 12"x24"
FLOOR Almond 120x120 . 48"x48" | Robur. Cocoa 20x160 . 8"x63"



FLOOR Ecrú 120x120 . 48"x48"

Stone Look Nereidi

General index

Product indexes

The Company

Collections

- Marble Look
- Concrete Look
- Stone Look
- Metal Look
- Wood Look
- Cotto Look



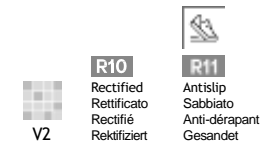
TH2.0 Outdoor Solutions

Bathroom furniture

Ventilated facades

Technical information

Nereidi



Porcelain stoneware coloured in body
 Gres porcellanato colorato in massa
 Grès cérame coloré dans la masse
 Eingefärbtes Feinsteinzeug

Mosaics. Mosaici. Mosaiques. Mosaik.

Almond MOSAICO 36PZ 30x30 12"x12" NAT Price code / pc Codice prezzo / pz 110	Almond MOSAICO ARROW 30x30 12"x12" NAT Price code / pc Codice prezzo / pz 121	Almond MOSAICO MURETTO ANTICATO 30x30 12"x12" NAT Price code / pc Codice prezzo / pz 115	Almond MOSAICO HERRINGBONE 33,5x33,5 13"x13" NAT Price code / pc Codice prezzo / pz 121

Umber MOSAICO 36PZ 30x30 12"x12" NAT Price code / pc Codice prezzo / pz 110	Umber MOSAICO ARROW 30x30 12"x12" NAT Price code / pc Codice prezzo / pz 121	Umber MOSAICO MURETTO ANTICATO 30x30 12"x12" NAT Price code / pc Codice prezzo / pz 115	Umber MOSAICO HERRINGBONE 33,5x33,5 13"x13" NAT Price code / pc Codice prezzo / pz 121

Cloud MOSAICO 36PZ 30x30 12"x12" NAT Price code / pc Codice prezzo / pz 110	Cloud MOSAICO ARROW 30x30 12"x12" NAT Price code / pc Codice prezzo / pz 121	Cloud MOSAICO MURETTO ANTICATO 30x30 12"x12" NAT Price code / pc Codice prezzo / pz 115	Cloud MOSAICO HERRINGBONE 33,5x33,5 13"x13" NAT Price code / pc Codice prezzo / pz 121

Ecrú MOSAICO 36PZ 30x30 12"x12" NAT Price code / pc Codice prezzo / pz 110	Ecrú MOSAICO ARROW 30x30 12"x12" NAT Price code / pc Codice prezzo / pz 121	Ecrú MOSAICO MURETTO ANTICATO 30x30 12"x12" NAT Price code / pc Codice prezzo / pz 115	Ecrú MOSAICO HERRINGBONE 33,5x33,5 13"x13" NAT Price code / pc Codice prezzo / pz 121

3D Groove texture. Struttura 3D Groove. Structure 3D Groove. 3D Groove Textur

Almond GROOVE 60x120 24"x48" ± 9 mm RETT	Cloud GROOVE 60x120 24"x48" ± 9 mm RETT
Ecrú GROOVE 60x120 24"x48" ± 9 mm RETT	Umber GROOVE 60x120 24"x48" ± 9 mm RETT

General index

Product indexes

The Company

Collections

- Marble Look
- Concrete Look
- Stone Look
- Metal Look
- Wood Look
- Cotto Look



TH2.0
 Outdoor
 Solutions

Bathroom
 furniture

Ventilated
 facades


Technical
 information

Pennslate

Expect the unexpected



FLOOR Akiba 30x60 . 12"x24" | Akiba 60x120 . 24"x48" TH2.0



Forge

Pocono

Akiba

Bali

Koko

General index

Product indexes

The Company

Collections

- Marble Look
- Concrete Look
- Stone Look
- Metal Look
- Wood Look
- Cotto Look



TH2.0 Outdoor Solutions

Bathroom furniture

Ventilated facades

Technical information

Pennslate

V3
R10
 Rectificato
 Rettificato
 Rectifié
 Rektifiziert

R11
 Antistip
 Sabbiato
 Anti-dérapant
 Gesandet

Porcelain stoneware coloured in body
 Gres porcellanato colorato in massa
 Grès cérame coloré dans la masse
 Eingefärbtes Feinsteinzeug



Size Formato	Finishes Finiture	Price code sqm Codice prezzo m²	Forge	Pocono	Akiba	Bali	Koko
 60x120 24"x48" ± 9 mm	Rectified Rettificato	144	x	x	x	x	x
	Antistip Sabbiato	145	x	x	x	x	x
 30x60 12"x24" ± 9 mm	Rectified Rettificato	137	x	x	x	x	x
 BATTISCOPA 6,5x120 2 9/16"x48"	Rectified Rettificato	120 *	x	x	x	x	x
 BATTISCOPA 7,5x60 3"x24"	Rectified Rettificato	106 *	x	x	x	x	x

TH2.0 OUTDOOR SOLUTIONS available • Price code / pc. Codice prezzo / pz.
 TH2.0 OUTDOOR SOLUTIONS disponibile



FLOOR Akiba 60x120 . 24"x48" TH2.0



FLOOR Bali 60x90 . 24"x36" TH2.0

General index

Product indexes

The Company

- Collections**
- Marble Look
 - Concrete Look
 - Stone Look
 - Metal Look
 - Wood Look
 - Cotto Look



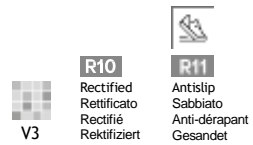
TH2.0
Outdoor
Solutions

Bathroom
furniture

Ventilated
facades

Technical
information

Pennslate



Porcelain stoneware coloured in body
Gres porcellanato colorato in massa
Grès cérame coloré dans la masse
Eingefärbtes Feinsteinzeug

Pattern variation.
Sviluppo grafico. Développement graphique par format. Farbverlauf.

Forge



60x120 24"x48"

Pocono



60x120 24"x48"

Bali



60x120 24"x48"

Akiba



60x120 24"x48"

Koko



60x120 24"x48"

General index

Product indexes

The Company

Collections

- Marble Look
- Concrete Look
- Stone Look**
- Metal Look
- Wood Look
- Cotto Look



TH2.0
Outdoor
Solutions

Bathroom
furniture

Ventilated
facades


Technical
information

Pietra di Vals

Compelling and captivating presence



WALL White 30,8x61,5 . 12"x24"
FLOOR Grey 30,8x61,5 . 12"x24"



White

Grey

General index

Product indexes

The Company

Collections

- Marble Look
- Concrete Look
- Stone Look
- Metal Look
- Wood Look
- Cotto Look



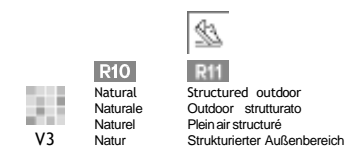
TH2.0
Outdoor Solutions

Bathroom furniture

Ventilated facades

Technical information

Pietra di Vals



Porcelain stoneware
Gres porcellanato
Grès cérame coloré
Feinsteinzeug



Size Formato	Finishes Finiture	Price code sqm Codice prezzo m²		
30,8x61,5 12"x24" ±9 mm	Natural Naturale	131	×	×
20x40 8"x16" ±8,2 mm	Structured outdoor Outdoor strutturato	134		×
15x30 6"x12" ±8,2 mm	Natural Naturale	124		×
BATTISCOPA 7,5x61,5 3"x24"	Natural Naturale	105 •	×	×
BATTISCOPA 7,5x30 3"x12"	Natural Naturale	101 •		×
ELEMENTO "L" INCOLLATO 30,8x61,5x5 12"x24"x2"	Natural Naturale	126 •	×	×
ELEMENTO "L" INCOLLATO 15x30x5 6"x12"x2"	Natural Naturale	108 •		×
ELEMENTO "L" MONOLITICO 15x30x3,5 6"x12"x1"	Natural Naturale	119 •		×
ELEMENTO "L" MONOLITICO 10x40x4 4"x16"x2"	Structured outdoor Outdoor strutturato	123 •		×

TH2.0 OUTDOOR SOLUTIONS available • Price code / pc. Codice prezzo / pz.
TH2.0 OUTDOOR SOLUTIONS disponible

Pattern variation.
Sviluppo grafico. Développement graphique par format. Farbverlauf.

White



30,8x61,5 12"x24"

Grey



30,8x61,5 12"x24"



FLOOR White 30,8x61,5 - 12"x24"

Stone Look Pietra di Vals

General index

Product indexes

The Company

Collections

Marble Look
Concrete Look
Stone Look
Metal Look
Wood Look
Cotto Look



TH2.0
Outdoor
Solutions

Bathroom
furniture

Ventilated
facades


Technical
information

Quarzi

Grounded in simplicity



FLOOR Gold 15x30 .6"x12" | Sandy 15x30 .6"x12"



Gold


Red Brown

Sandy

Silver




Quarzi


R10
 Natural
 Naturale
 Natur
V1

Porcelain stoneware
 Gres porcellanato
 Grès cérame coloré
 Feinsteinzeug



Size Formato	Finishes Finiture	Price code sqm Codice prezzo m²	Gold	Red Brown	Sandy	Silver
 15x30 6"x12" ⇨ 8,2 mm	Natural Naturale	124	×	×	×	×
 BATTISCOPA 7,5x30 3"x12"	Natural Naturale	101* 	×	×	×	×
 ELEMENTO "L" INCOLLATO 15x30x5 6"x12"x2"	Natural Naturale	108* 	×	×	×	×
 ELEMENTO "L" MONOLITICO 15x30x3,5 6"x12"x1"	Natural Naturale	119* 	×	×	×	×

• Price code / pc. Codice prezzo / pz.



FLOOR Silver 15x30 .6"x12"



FLOOR Silver 15x30 .6"x12"

General index

Product indexes

The Company

- Collections**
- Marble Look
 - Concrete Look
 - Stone Look
 - Metal Look
 - Wood Look
 - Cotto Look



TH2.0
Outdoor
Solutions

Bathroom
furniture

Ventilated
facades


Technical
information

Rushmore





Soothing shades, pure calm




WALL Sand 60x120 . 24"x48"
FLOOR Grey 60x120 . 24"x48"










Rushmore

 V2
 R10
 Rectified
 Rettificato
 Rectifié
 Rektifiziert
 R11
 Antislip
 Sabbiato
 Anti-dérapant
 Gesandet
 R11
 Structured outdoor
 Outdoorstrutturato
 Plein air structuré
 Strukturierter Außenbereich

Porcelain stoneware coloured in body
 Gres porcellanato colorato in massa
 Grès cérame coloré dans la masse
 Eingefärbtes Feinsteinzeug



Size Formato	Finishes Finiture	Price code sqm Codice prezzo m²	Sand	Beige	Grey	Terracotta	Anthracite
	60x120 24"x48" ± 9 mm	Rectified Rettificato	144	x	x	x	x
	Antislip Sabbiato	145	x	x	x	x	x
	60x60 24"x24" ± 9 mm	Rectified Rettificato	139	x	x	x	x
	30x60 12"x24" ± 9 mm	Rectified Rettificato	137	x	x	x	x
	20x40 8"x16" ± 8,2 mm	Structured outdoor Outdoor strutturato	134	x	x	x	x
	BATTISCOPA 7,5x60 3"x24"	Rectified Rettificato	106 • 	x	x	x	x
	ELEMENTO "L" MONOLITICO 10x40x4 4"x16"x2	Structured outdoor Outdoor strutturato	123 • 	x	x	x	x

TH2.0 OUTDOOR SOLUTIONS available 
 TH2.0 OUTDOOR SOLUTIONS disponibile  • Price code / pc. Codice prezzo / pz.



WALL Sand 60x120 - 24"x48"

General index

Product indexes

The Company

Collections
 Marble Look
 Concrete Look
 Stone Look
 Metal Look
 Wood Look
 Cotto Look



TH2.0 Outdoor Solutions

Bathroom furniture

Ventilated facades

Technical information

Rushmore

V2
R10
 Rectified
 Rettificato
 Rectifié
 Rektifiziert
R11
 Antislip
 Sabbioso
 Anti-dérapant
 Gesandet
R11
 Structured outdoor
 Outdoor strutturato
 Plein air structuré
 Strukturierter Außenbereich

Porcelain stoneware coloured in body
 Gres porcellanato colorato in massa
 Grès cérame coloré dans la masse
 Eingefärbtes Feinsteinzeug

Mosaics. Mosaici. Mosaiques. Mosaik.



Sand
 MOSAICO 36PZ
 30x30 12"x12"
 NAT
 Price code / pc
 Codice prezzo / pz
 110



Sand
 MOSAICO ESAGONI
 26x30 10"x12"
 NAT
 Price code / pc
 Codice prezzo / pz
 122



Beige
 MOSAICO 36PZ
 30x30 12"x12"
 NAT
 Price code / pc
 Codice prezzo / pz
 110



Beige
 MOSAICO ESAGONI
 26x30 10"x12"
 NAT
 Price code / pc
 Codice prezzo / pz
 122



Grey
 MOSAICO 36PZ
 30x30 12"x12"
 NAT
 Price code / pc
 Codice prezzo / pz
 110



Grey
 MOSAICO ESAGONI
 26x30 10"x12"
 NAT
 Price code / pc
 Codice prezzo / pz
 122



Anthracite
 MOSAICO 36PZ
 30x30 12"x12"
 NAT
 Price code / pc
 Codice prezzo / pz
 110



Anthracite
 MOSAICO ESAGONI
 26x30 10"x12"
 NAT
 Price code / pc
 Codice prezzo / pz
 122



Pattern variation. Sviluppo grafico. Développement graphique par format. Farbverlauf.

Sand



60x120 24"x48"

Beige



60x120 24"x48"

Grey



60x120 24"x48"

Anthracite



60x120 24"x48"

General index

Product indexes

The Company

Collections
 Marble Look
 Concrete Look
 Stone Look
 Metal Look
 Wood Look
 Cotto Look



TH2.0
 Outdoor
 Solutions

Bathroom
 furniture

Ventilated
 facades

Technical
 information

Spark

Precious shades



WALL White 60x120 . 24"x48"

outlet-ceramic

2025 Surfaces Collection



Blue

White

Warm

Grey

Stone Look Spark

General index

Product indexes

The Company

Collections

- Marble Look
- Concrete Look
- Stone Look**
- Metal Look
- Wood Look
- Cotto Look



TH2.0 Outdoor Solutions

Bathroom furniture

Ventilated facades

Technical information

Spark

R10
Rectificato
Rettificato
Rektifiziert
V3

Porcelain stoneware coloured in body
Gres porcellanato colorato in massa
Grès cérame coloré dans la masse
Eingefärbtes Feinsteinzeug



Size Formato	Finishes Finiture	Price code sqm Codice prezzo m²	Blue	White	Warm	Grey
60x120 24"x48" ±9 mm	Rectified Rettificato	144	x	x	x	x
60x60 24"x24" ±9 mm	Rectified Rettificato	139	x	x	x	x
BATTISCOPIA 6,5x120 2 9/16"x48"	Rectified Rettificato	120*	x	x	x	x
BATTISCOPIA 7,5x60 3"x24"	Rectified Rettificato	106*	x	x	x	x

TH2.0 OUTDOOR SOLUTIONS available
TH2.0 OUTDOOR SOLUTIONS disponibile

• Price code / pc. Codice prezzo / pz.

Mosaics.

Mosaici. Mosaïques. Mosaik.




Blue
MOSAICO 36PZ
30x30 12"x12"
NAT

Price code / pc
Codice prezzo / pz
110



Blue
MOSAICO ESAGONI
26x30 10"x12"
NAT

Price code / pc
Codice prezzo / pz
122



White
MOSAICO 36PZ
30x30 12"x12"
NAT

Price code / pc
Codice prezzo / pz
110



White
MOSAICO ESAGONI
26x30 10"x12"
NAT

Price code / pc
Codice prezzo / pz
122



Warm
MOSAICO 36PZ
30x30 12"x12"
NAT

Price code / pc
Codice prezzo / pz
110



Warm
MOSAICO ESAGONI
26x30 10"x12"
NAT

Price code / pc
Codice prezzo / pz
122



Grey
MOSAICO 36PZ
30x30 12"x12"
NAT

Price code / pc
Codice prezzo / pz
110



Grey
MOSAICO ESAGONI
26x30 10"x12"
NAT

Price code / pc
Codice prezzo / pz
122



outlet-
ceramic

2025 Surfaces Collection



FURNITURE Patagonia 163x324 . 64"x127" TOP SOLUTION
FLOOR Grey 60x120 . 24"x48"

Stone Look Spark

General
index

Product
indexes

The
Company

Collections

Marble Look
Concrete Look
Stone Look
Metal Look
Wood Look
Cotto Look



TH2.0
Outdoor
Solutions

Bathroom
furniture

Ventilated
facades

Technical
information

Spark

Pattern variation.
Sviluppo grafico. Développement graphique par format. Farbverlauf.

Blue



60x120 24"x48"

White



60x120 24"x48"

Warm



60x120 24"x48"

Grey



60x120 24"x48"

R10
Rectificato
Rettificato
Rectifié
Rektifiziert
V3

Porcelain stoneware coloured in body
Gres porcellanato colorato in massa
Grès cérame coloré dans la masse
Eingefärbtes Feinsteinzeug



FLOOR Grey 60x120 . 24"x48" TH2.0

Collections

Marble Look
Concrete Look
Stone Look
Metal Look
Wood Look
Cotto Look



TH2.0
Outdoor
Solutions

Bathroom
furniture

Ventilated
facades

Technical
information

Sunstone

Essential naturality



WALL Loki 120x280 . 48"x110"
FLOOR Loki 120x120 . 48"x48"



Baugi

Freya

Alof

Loki

Groa

Norne

General index

Product indexes

The Company

Collections

- Marble Look
- Concrete Look
- Stone Look
- Metal Look
- Wood Look
- Cotto Look



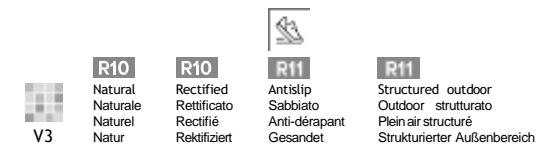
TH2.0
Outdoor
Solutions

Bathroom
furniture

Ventilated
facades

Technical
information

Sunstone



Porcelain stoneware coloured in body
Gres porcellanato colorato in massa
Grès cérame coloré dans la masse
Eingefärbtes Feinsteinzeug



Size Formato	Finishes Finiture	Price code sqm Codice prezzo m²	Baugi	Freya	Alof	Loki	Groa	Norne
EKTREME 120x280 48"x110" ±6 mm	Rectified Rettificato	159	x		x	x	x	
120x120 48"x48" ±9 mm	Rectified Rettificato	153	x	x	x	x	x	x
60x120 24"x48" ±9 mm	Rectified Rettificato	144	x	x	x	x	x	x
	Antislip Sabbiato	145	x	x	x	x	x	x
60x60 24"x24" ±9 mm	Rectified Rettificato	139	x	x	x	x	x	x
30,8x61,5 12"x24" ±9 mm	Natural Naturale	131	x	x	x	x	x	x
30x60 12"x24" ±9 mm	Rectified Rettificato	137	x	x	x	x	x	x
20x40 8"x16" ±8,2 mm	Structured outdoor Outdoor strutturato	134	x	x	x	x		
BATTISCOPA 7,5x61,5 3"x24"	Natural Naturale	105 *	x	x	x	x	x	x
BATTISCOPA 7,5x60 3"x24"	Rectified Rettificato	106 *	x	x	x	x	x	x
ELEMENTO "L" MONOLITICO 10x40x4 4"x16"x2"	Structured outdoor Outdoor strutturato	123 *	x	x	x	x		

TH2.0 OUTDOOR SOLUTIONS available
 TH2.0 OUTDOOR SOLUTIONS disponibile

* Price code / pc. Codice prezzo / pz.

General index

Product indexes

The Company

Collections

Marble Look
Concrete Look
Stone Look
Metal Look
Wood Look
Cotto Look



TH2.0
Outdoor
Solutions

Bathroom
furniture

Ventilated
facades

Technical
information

Sunstone

Mosaics.
Mosaici. Mosaiques. Mosaik.



Baugi
MOSAICO 36PZ
30x30 12"x12"
NAT
Price code / pc
Codice prezzo / pz
110



Freya
MOSAICO 36PZ
30x30 12"x12"
NAT
Price code / pc
Codice prezzo / pz
110



Alof
MOSAICO 36PZ
30x30 12"x12"
NAT
Price code / pc
Codice prezzo / pz
110



Loki
MOSAICO 36PZ
30x30 12"x12"
NAT
Price code / pc
Codice prezzo / pz
110



Groa
MOSAICO 36PZ
30x30 12"x12"
NAT
Price code / pc
Codice prezzo / pz
110



Neme
MOSAICO 36PZ
30x30 12"x12"
NAT
Price code / pc
Codice prezzo / pz
110



WALL Baugi 120x280 . 48"x110"
FLOOR Freya 120x120 . 48"x48"

V3
R10
Natural
Naturale
Natur
R10
Rectified
Rettificato
Rectifié
Rektifiziert
R11
Antislip
Sabbiato
Anti-dérapant
Gesandet
R11
Structured outdoor
Outdoor strutturato
Plein air structuré
Strukturierter Außenbereich

Porcelain stoneware coloured in body
Gres porcellanato colorato in massa
Grès cérame coloré dans la masse
Eingefärbtes Feinsteinzeug

General index

Product indexes

The Company

Collections
Marble Look
Concrete Look
Stone Look
Metal Look
Wood Look
Cotto Look



TH2.0
Outdoor
Solutions

Bathroom
furniture

Ventilated
facades

Technical
information

Pattern variation.
Sviluppo grafico. Développement graphique par format. Farbverlauf.

Baugi



60x120 24"x48"

Freya



60x120 24"x48"

Alof



60x120 24"x48"

Sunstone

Pattern variation.
Sviluppo grafico. Développement graphique par format. Farbverlauf.

Loki



60x120 24"x48"

Groa



60x120 24"x48"

Norne



60x120 24"x48"

V3

R10 Natural Naturale Natur

R10 Rectified Rettificato Rettifié Rektifiziert

R11 Antislip Sabbiato Anti-dérapant Gesandet

R11 Structured outdoor Outdoor strutturato Plein air structuré Strukturierter Außenbereich

Porcelain stoneware coloured in body
Gres porcellanato colorato in massa
Grès cérame coloré dans la masse
Eingefärbtes Feinsteinzeug



FLOOR Freya_120x120 . 48"x48" TH2.0

Stone Look Sunstone

General index

Product indexes

The Company

- Collections
- Marble Look
 - Concrete Look
 - Stone Look
 - Metal Look
 - Wood Look
 - Cotto Look



TH2.0 Outdoor Solutions

Bathroom furniture

Ventilated facades

Technical information

Urano

Powerful emotion



FLOOR Grigio 30,8x61,5 . 12"x24" | Beige 15x30 . 6"x12"



Bianco

Panna


Beige

Grigio

Nero



Urano



Porcelain stoneware
Gres porcellanato
Grès cérame coloré
Feinsteinzeug



Size Formato	Finishes Finiture	Price code sqm Codice prezzo m²	Bianco	Panna	Beige	Grigio	Nero
30,8x61,5 12"x24" ±9 mm	Natural Naturale	131	x	x	x	x	x
15x30 6"x12" ±8,2 mm	Natural Naturale	124		x	x	x	
BATTISCOPIA 7,5x61,5 3"x24"	Natural Naturale	105 •	x	x	x	x	x
BATTISCOPIA 7,5x30 3"x12"	Natural Naturale	101 •		x	x	x	
ELEMENTO "L" INCOLLATO 30,8x61,5x5 12"x24"x2"	Natural Naturale	126 •	x	x	x	x	x
ELEMENTO "L" INCOLLATO 15x30x5 6"x12"x2"	Natural Naturale	108 •		x	x	x	

TH2.0 OUTDOOR SOLUTIONS available • Price code / pc. Codice prezzo / pz.
TH2.0 OUTDOOR SOLUTIONS disponible



FLOOR Grigio 60x60 . 24" x24" TH2.0

Mosaics. Mosaici. Mosaïques. Mosaik.



Bianco
MOSAICO 36PZ
30x30 12"x12"
NAT
Price code / pc
Codice prezzo / pz
110



Panna
MOSAICO 36PZ
30x30 12"x12"
NAT
Price code / pc
Codice prezzo / pz
110



Beige
MOSAICO 36PZ
30x30 12"x12"
NAT
Price code / pc
Codice prezzo / pz
110



Grigio
MOSAICO 36PZ
30x30 12"x12"
NAT
Price code / pc
Codice prezzo / pz
110



Nero
MOSAICO 36PZ
30x30 12"x12"
NAT
Price code / pc
Codice prezzo / pz
110



General index

Product indexes

The Company

Collections
Marble Look
Concrete Look
Stone Look
Metal Look
Wood Look
Cotto Look



TH2.0
Outdoor
Solutions

Bathroom
furniture

Ventilated
facades

Technical
information

Utah

Stone variations



FLOOR Desert 30,8x61,5 - 12"x24"



Glacier

Desert

Granite

Slate

General index

Product indexes

The Company

- Collections**
- Marble Look
 - Concrete Look
 - Stone Look**
 - Metal Look
 - Wood Look
 - Cotto Look




TH2.0 Outdoor Solutions

Bathroom furniture

Ventilated facades

Technical information

Utah



Porcelain stoneware coloured in body
Gres porcellanato colorato in massa
Grès cérame coloré dans la masse
Eingefärbtes Feinsteinzeug



Size Formato	Finishes Finiture	Price code sqm Codice prezzo m²	Glacier	Desert	Granite	Slate
30,8x61,5 12"x24" ±9 mm	Natural Naturale	131	×	×	×	×
BATTISCOPA 7,5x61,5 3"x24"	Natural Naturale	105 •	×	×	×	×

• Price code / pc. Codice prezzo / pz.

Mosaics. Mosaici. Mosaïques. Mosaik.




Glacier
MOSAICO 36PZ
30x30 12"x12"
NAT
Price code / pc
Codice prezzo / pz
110



Desert
MOSAICO 36PZ
30x30 12"x12"
NAT
Price code / pc
Codice prezzo / pz
110



Granite
MOSAICO 36PZ
30x30 12"x12"
NAT
Price code / pc
Codice prezzo / pz
110



Slate
MOSAICO 36PZ
30x30 12"x12"
NAT
Price code / pc
Codice prezzo / pz
110



WALL Slate 30,8x61,5 . 12"x24"
FLOOR Granite 30,8x61,5 . 12"x24"

Stone Look Utah

General index

Product indexes

The Company

- Collections
- Marble Look
 - Concrete Look
 - Stone Look
 - Metal Look
 - Wood Look
 - Cotto Look



TH2.0
Outdoor
Solutions

Bathroom
furniture

Ventilated
facades

Technical
information

Wonder

Comfortably warm



WALL Dunes 120x280 . 48"x110"
FLOOR Dunes 120x120 . 48"x48"



Bright

Sleet

Dunes

Shade

Brave

General index

Product indexes

The Company

Collections

- Marble Look
- Concrete Look
- Stone Look
- Metal Look
- Wood Look
- Cotto Look



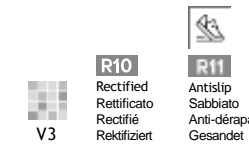
TH2.0
Outdoor
Solutions

Bathroom
furniture

Ventilated
facades

Technical
information

Wonder



Porcelain stoneware coloured in body
Gres porcellanato colorato in massa
Grès cérame coloré dans la masse
Eingefärbtes Feinsteinzeug



Size Formato	Finishes Finiture	Price code sqm Codice prezzo m²	Bright	Sleet	Dunes	Shade	Brave
EKTREME 120x280 48"x110" ±6 mm	Rectified Rettificato	162	x	x	x	x	x
80x160 32"x63" ±9 mm	Rectified Rettificato	150	x	x	x	x	x
120x120 48"x48" ±9 mm	Rectified Rettificato	155	x	x	x	x	x
60x120 24"x48" ±9 mm	Rectified Rettificato	146	x	x	x	x	x
	Antislip Sabbiato	149	x	x	x	x	x
60x60 24"x24" ±9 mm	Rectified Rettificato	141	x	x	x	x	x
	Antislip Sabbiato	143	x	x	x	x	x
30x60 12"x24" ±9 mm	Rectified Rettificato	139	x	x	x	x	x
9,9x30,2 4"x12" ±9 mm	Rectified Rettificato	152	x	x	x	x	x
GROOVE 60x120 24"x48" ±9 mm	Rectified Rettificato	151	x	x	x	x	x
BATTISCOPA 6,5x120 2 1/16"x48"	Rectified Rettificato	120*	x	x	x	x	x
BATTISCOPA 7,5x60 3"x24"	Rectified Rettificato	106*	x	x	x	x	x

TH2.0 OUTDOOR SOLUTIONS available
TH2.0 OUTDOOR SOLUTIONS disponibile

* Price code / pc. Codice prezzo / pz.



WALL Dunes 120x280 . 48"x110"
FLOOR Bright 120x120 . 48"x48"

General index

Product indexes

The Company

Collections

- Marble Look
- Concrete Look
- Stone Look
- Metal Look
- Wood Look
- Cotto Look



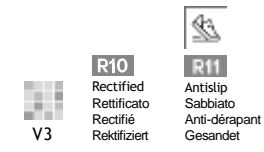
TH2.0
Outdoor
Solutions

Bathroom
furniture

Ventilated
facades

Technical
information

Wonder



Porcelain stoneware coloured in body
Gres porcellanato colorato in massa
Grès cérame coloré dans la masse
Eingefärbtes Feinsteinzeug

Mosaics. Mosaici. Mosaiques. Mosaik.



Bright
MOSAICO 36PZ
30x30 12"x12"
NAT
Price code/ pc
Codice prezzo/ pz
110




Bright
MOSAICO ESAGONI
26x30 10"x12"
NAT
Price code/ pc
Codice prezzo/ pz
122



Bright
MOSAICO MURETTO ANTICATO
30x30 12"x12"
NAT
Price code/ pc
Codice prezzo/ pz
115



Bright
MOSAICO MURETTO ASIMMETRICO
30x60 12"x24"
NAT
Price code/ pc
Codice prezzo/ pz
123



Shade
MOSAICO 36PZ
30x30 12"x12"
NAT
Price code/ pc
Codice prezzo/ pz
110



Shade
MOSAICO ESAGONI
26x30 10"x12"
NAT
Price code/ pc
Codice prezzo/ pz
122



Shade
MOSAICO MURETTO ANTICATO
30x30 12"x12"
NAT
Price code/ pc
Codice prezzo/ pz
115



Shade
MOSAICO MURETTO ASIMMETRICO
30x60 12"x24"
NAT
Price code/ pc
Codice prezzo/ pz
123



Sleet
MOSAICO 36PZ
30x30 12"x12"
NAT
Price code/ pc
Codice prezzo/ pz
110




Sleet
MOSAICO ESAGONI
26x30 10"x12"
NAT
Price code/ pc
Codice prezzo/ pz
122



Sleet
MOSAICO MURETTO ANTICATO
30x30 12"x12"
NAT
Price code/ pc
Codice prezzo/ pz
115




Sleet
MOSAICO MURETTO ASIMMETRICO
30x60 12"x24"
NAT
Price code/ pc
Codice prezzo/ pz
123




Brave
MOSAICO 36PZ
30x30 12"x12"
NAT
Price code/ pc
Codice prezzo/ pz
110



Brave
MOSAICO ESAGONI
26x30 10"x12"
NAT
Price code/ pc
Codice prezzo/ pz
122



Brave
MOSAICO MURETTO ANTICATO
30x30 12"x12"
NAT
Price code/ pc
Codice prezzo/ pz
115



Brave
MOSAICO MURETTO ASIMMETRICO
30x60 12"x24"
NAT
Price code/ pc
Codice prezzo/ pz
123



Dunes
MOSAICO 36PZ
30x30 12"x12"
NAT
Price code/ pc
Codice prezzo/ pz
110



Dunes
MOSAICO ESAGONI
26x30 10"x12"
NAT
Price code/ pc
Codice prezzo/ pz
122



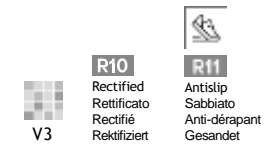
Dunes
MOSAICO MURETTO ANTICATO
30x30 12"x12"
NAT
Price code/ pc
Codice prezzo/ pz
115



Dunes
MOSAICO MURETTO ASIMMETRICO
30x60 12"x24"
NAT
Price code/ pc
Codice prezzo/ pz
123



Wonder



Porcelain stoneware coloured in body
Gres porcellanato colorato in massa
Grès cérame coloré dans la masse
Eingefärbtes Feinsteinzeug

3D Groove texture.
Struttura 3D Groove. Structure 3D Groove. 3D Groove Textur.



Bright
GROOVE
60x120 24"x48"
± 9 mm
RETT

Sleet
GROOVE
60x120 24"x48"
± 9 mm
RETT



Dunes
GROOVE
60x120 24"x48"
± 9 mm
RETT

Shade
GROOVE
60x120 24"x48"
± 9 mm
RETT



Brave
GROOVE
60x120 24"x48"
± 9 mm
RETT

Pattern variation.
Sviluppo grafico. Développement graphique par format. Farbverlauf.

Bright




60x120 24"x48"

Sleet



60x120 24"x48"

Dunes



60x120 24"x48"

Shade



60x120 24"x48"

Brave



60x120 24"x48"

General index

Product indexes

The Company

Collections

- Marble Look
- Concrete Look
- Stone Look
- Metal Look
- Wood Look
- Cotto Look



TH2.0
Outdoor
Solutions

Bathroom
furniture

Ventilated
facades

Technical
information

Index A - Z

Indice A - Z. Index A - Z. Alphabetisches Verzeichnis.

Flatiron
Magnetic
Oxidatio

Metal Look

General
index

Product
indexes

The
Company

Collections

Marble Look
Concrete Look
Stone Look
Metal Look
Wood Look
Cotto Look



TH2.0
Outdoor
Solutions

Bathroom
furniture

Ventilated
facades

Technical
information

Flatiron

Industrial spirit



WALL Blue 30x60 . 12"x24" | Blue Mosaico Asimmetrico 18 pz. 30x30 . 12"x12"
 FLOOR White 80x80 . 32"x32"



White

Silver

Black

Rust

Jeko

Blue

General index

Product indexes

The Company

Collections
 Marble Look
 Concrete Look
 Stone Look
Metal Look
 Wood Look
 Cotto Look




TH2.0 Outdoor Solutions

Bathroom furniture

Ventilated facades

Technical information

Flatiron



Porcelain stoneware coloured in body
Gres porcellanato colorato in massa
Grès cérame coloré dans la masse
Eingefärbtes Feinsteinzeug




Size Formato	Finishes Finiture	Price code sqm Codice prezzo m²	White	Silver	Black	Rust	Jeko	Blue
EKTREME 120x280 48"x110" ⇒ 6 mm	Rectified Rettificato	159	x	x	x		x	
120x120 48"x48" ⇒ 9 mm	Rectified Rettificato	153	x	x	x		x	
60x120 24"x48" ⇒ 9 mm	Rectified Rettificato	144	x	x	x	x	x	x
80x80 32"x32" ⇒ 9 mm	Rectified Rettificato	146	x	x	x	x	x	x
60x60 24"x24" ⇒ 9 mm	Rectified Rettificato	139	x	x	x	x	x	x
	Antislip Sabbiato	140	x	x				
30x60 12"x24" ⇒ 9 mm	Rectified Rettificato	137	x	x	x	x	x	x
BATTISCOPA 6,5x120 2 1/16"x48"	Rectified Rettificato	120 *	x	x	x	x	x	x
BATTISCOPA 7,5x80 3"x32"	Rectified Rettificato	109 *	x	x	x	x	x	x
BATTISCOPA 7,5x60 3"x24"	Rectified Rettificato	106 *	x	x	x	x	x	x

TH2.0 OUTDOOR SOLUTIONS available • Price code / pc. Codice prezzo / pz.

- General index
- Product indexes
- The Company
- Collections
 - Marble Look
 - Concrete Look
 - Stone Look
 - Metal Look
 - Wood Look
 - Cotto Look
- TH2.0 Outdoor Solutions
- Bathroom furniture
- Ventilated facades
- Technical information

Flatiron



Porcelain stoneware coloured in body
Gres porcellanato colorato in massa
Grès cérame coloré dans la masse
Eingefärbtes Feinsteinzeug

Mosaics.
Mosaici. Mosaïques. Mosaik.



White
MOSAICO 36PZ
30x30 12"x12"
NAT
Price code / pc
Codice prezzo / pz
110



White
MOSAICO ASIMMETRICO 18PZ
30x30 12"x12"
NAT
Price code / pc
Codice prezzo / pz
113



Silver
MOSAICO 36PZ
30x30 12"x12"
NAT
Price code / pc
Codice prezzo / pz
110




Silver
MOSAICO ASIMMETRICO 18PZ
30x30 12"x12"
NAT
Price code / pc
Codice prezzo / pz
113



Black
MOSAICO 36PZ
30x30 12"x12"
NAT
Price code / pc
Codice prezzo / pz
110



Black
MOSAICO ASIMMETRICO 18PZ
30x30 12"x12"
NAT
Price code / pc
Codice prezzo / pz
113



Rust
MOSAICO 36PZ
30x30 12"x12"
NAT
Price code / pc
Codice prezzo / pz
110




Rust
MOSAICO ASIMMETRICO 18PZ
30x30 12"x12"
NAT
Price code / pc
Codice prezzo / pz
113



Jeko
MOSAICO 36PZ
30x30 12"x12"
NAT
Price code / pc
Codice prezzo / pz
110



Jeko
MOSAICO ASIMMETRICO 18PZ
30x30 12"x12"
NAT
Price code / pc
Codice prezzo / pz
113



Blue
MOSAICO 36PZ
30x30 12"x12"
NAT
Price code / pc
Codice prezzo / pz
110



Blue
MOSAICO ASIMMETRICO 18PZ
30x30 12"x12"
NAT
Price code / pc
Codice prezzo / pz
113



Pattern variation.
Sviluppo grafico. Développement graphique par format. Farbverlauf.

White



60x60 24"x24"

Silver



60x60 24"x24"

Black




60x60 24"x24"



Flatiron

Pattern variation.
Sviluppo grafico. Développement graphique par format. Farbverlauf.



R9
Rectified
Rettificato
Rectifié
Rektifiziert

V4

R11
Antislip
Sabbiato
Anti-dérapant
Gesandnet

Porcelain stoneware coloured in body
Gres porcellanato colorato in massa
Grès cérame coloré dans la masse
Eingefärbtes Feinsteinzeug



WALL Jeko 120x280 . 48"x110" | Marquiña . Black 120x280 . 48"x110"
FURNITURE Jeko 120x280 . 48"x110" | Marquiña . Black 120x280 . 48"x110"
FLOOR Jeko 60x120 . 24"x48"

General index

Product indexes

The Company

Collections
Marble Look
Concrete Look
Stone Look
Metal Look
Wood Look
Cotto Look



TH2.0
Outdoor
Solutions

Bathroom
furniture

Ventilated
facades

Technical
information

Magnetic

The sophisticated side of metal



WALL Emerald 120x280 . 48"x110"



Grey

Dark Grey

Black

Bronze

Emerald

Blue

Metal Look Magnetic

General index

Product indexes

The Company

Collections

Marble Look
Concrete Look
Stone Look
Metal Look
Wood Look
Cotto Look



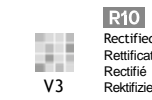
TH2.0
Outdoor
Solutions

Bathroom
furniture

Ventilated
facades

Technical
information

Magnetic



R10
Rectified
Rettificato
Rectifié
Rektifiziert

High gloss LCP
Lappato campo pieno
Semi-poli brillant
Hochglanz Lappato

Porcelain stoneware coloured in body
Gres porcellanato colorato in massa
Grès cérame coloré dans la masse
Eingefärbtes Feinsteinzeug



Size Formato	Finishes Finiture	Price code sqm Codice prezzo m²	Grey	Dark Grey	Black	Bronze	Emerald	Blue
	Rectified Rettificato	159	x	x	x	x	x	x
	High Gloss LCP Lappato campo pieno	166					x	
	Rectified Rettificato	144	x	x	x	x	x	x
	High Gloss LCP Lappato campo pieno	153					x	
	Rectified Rettificato	146	x	x	x	x	x	x
	Rectified Rettificato	139	x	x	x	x	x	x
	Rectified Rettificato	137			x		x	x
	Rectified Rettificato	109 *	x	x	x	x	x	x
	Rectified Rettificato	106 *	x	x	x	x	x	x

TH2.0 OUTDOOR SOLUTIONS available

TH2.0 OUTDOOR SOLUTIONS disponibile

* Price code / pc. Codice prezzo / pz.



WALL Blue 120x280 . 48"x110"

outlet-
ceramic

2025 Surfaces Collection

Metal Look Magnetic

General
index

Product
indexes

The
Company

Collections

Marble Look
Concrete Look
Stone Look
Metal Look
Wood Look
Cotto Look



TH2.0
Outdoor
Solutions

Bathroom
furniture

Ventilated
facades

Technical
information



Magnetic

R10
 Rectified
 Rettificato
 Rectifié
 Rektifiziert
 V3

High gloss LCP
 Lappato campo pieno
 Semi-poli brillant
 Hochglanz Lappato

Porcelain stoneware coloured in body
 Gres porcellanato colorato in massa
 Grès cérame coloré dans la masse
 Eingefärbtes Feinsteinzeug

Mosaics.
 Mosaici. Mosaïques. Mosaik.





Grey
 MOSAICO 36PZ
 30x30 12"x12"
 NAT
 Price code / pc
 Codice prezzo / pz
 110

Dark Grey
 MOSAICO 36PZ
 30x30 12"x12"
 NAT
 Price code / pc
 Codice prezzo / pz
 110

Black
 MOSAICO 36PZ
 30x30 12"x12"
 NAT
 Price code / pc
 Codice prezzo / pz
 110

Bronze
 MOSAICO 36PZ
 30x30 12"x12"
 NAT
 Price code / pc
 Codice prezzo / pz
 110



Emerald
 MOSAICO 36PZ
 30x30 12"x12"
 NAT
 Price code / pc
 Codice prezzo / pz
 110

Blue
 MOSAICO 36PZ
 30x30 12"x12"
 NAT
 Price code / pc
 Codice prezzo / pz
 110



Pattern variation.
 Sviluppo grafico. Développement graphique par format. Farbverlauf.

Grey



60x60 24"x24"

Dark Grey



60x60 24"x24"

Black



60x60 24"x24"



WALL Bronze 60x120 . 24"x48" | Bronze Mosaico 36 pz. 30x30 . 12"x12"



Magnetic

R10
 Rectified
 Rettificato
 Rectifié
 Rektifiziert

V3

High gloss LCP
 Lappato campo pieno
 Semi-poli brillant
 Hochglanz Lappato

Porcelain stoneware coloured in body
 Gres porcellanato colorato in massa
 Grès cérame coloré dans la masse
 Eingefärbtes Feinsteinzeug

Pattern variation.
 Sviluppo grafico. Développement graphique par format. Farbverlauf.

Bronze



60x60 24"x24"

Emerald



60x60 24"x24"

Blue



60x60 24"x24"



WALL Dark Grey 120x280 .48"x110" | Pierre Black 120x280 .48"x110"
 FURNITURE Grey 120x280 .48"x110"
 FLOOR Dark Grey 80x80 .32"x32"

Metal Look Magnetic

General index

Product indexes

The Company

Collections

Marble Look
 Concrete Look
 Stone Look
 Metal Look
 Wood Look
 Cotto Look



TH2.0
 Outdoor
 Solutions

Bathroom
 furniture

Ventilated
 facades

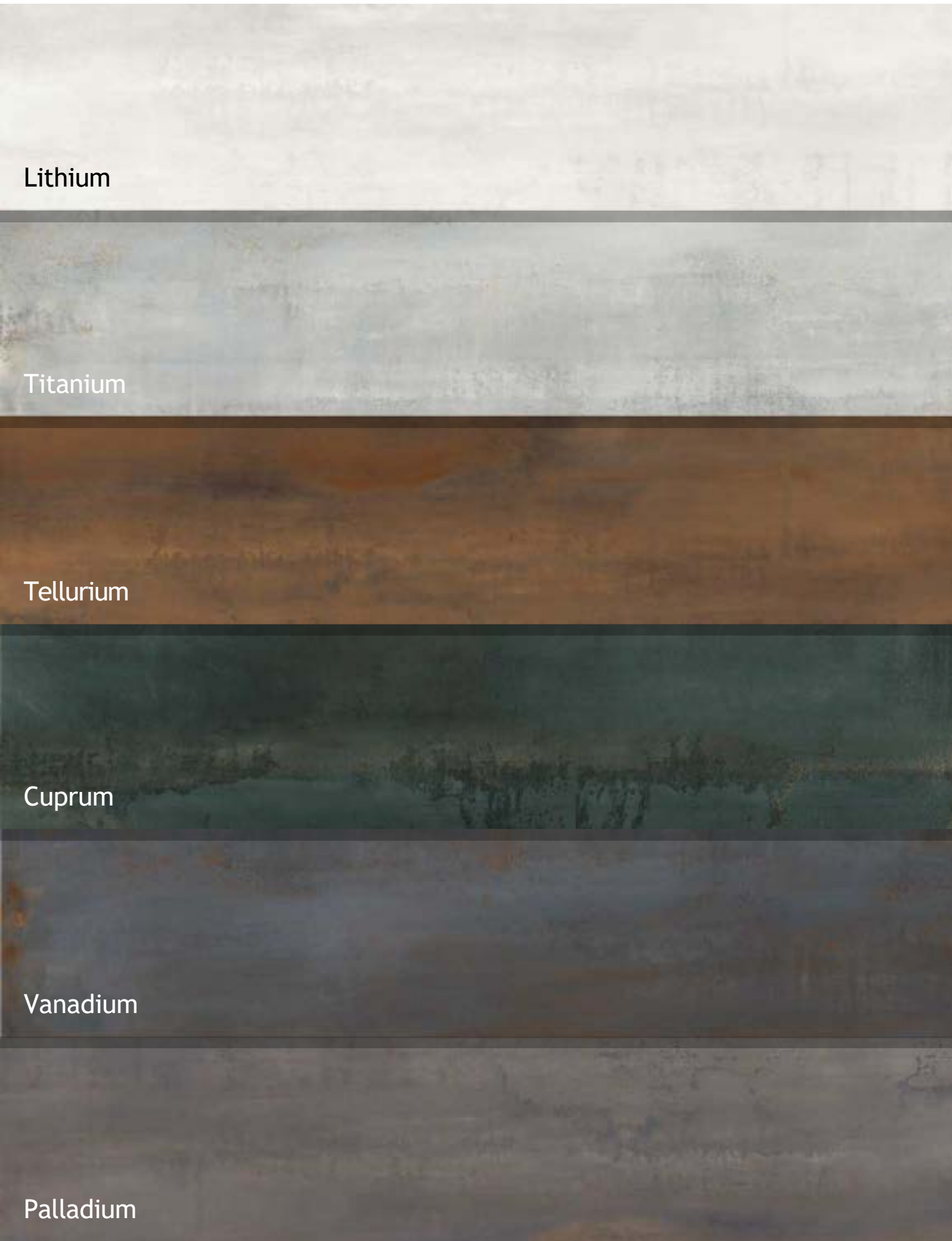
Technical
 information

Oxidatio

Elegant metropolitan style



WALL Agathòs. Grey 120x280 .48"x110"
FLOOR Palladium 60x120 .24"x48



Lithium

Titanium

Tellurium

Cuprum

Vanadium

Palladium

Collections

- Marble Look
- Concrete Look
- Stone Look
- Metal Look
- Wood Look
- Cotto Look



Oxidatio



Porcelain stoneware coloured in body
Gres porcellanato colorato in massa
Grès cérame coloré dans la masse
Eingefärbtes Feinsteinzeug



Size Formato	Finishes Finiture	Price code sqm Codice prezzo m²	Lithium	Titanium	Tellurium	Cuprum	Vanadium	Palladium
EKTREME 120x280 48"x110" ± 6 mm	Rectified Rettificato	159	×		×	×		×
120x120 48"x48" ± 9 mm	Rectified Rettificato	153	×	×	×	×		×
60x120 24"x48" ± 9 mm	Rectified Rettificato	144	×	×	×	×	×	×
60x60 24"x24" ± 9 mm	Rectified Rettificato	139	×	×	×	×	×	×
30x60 12"x24" ± 9 mm	Rectified Rettificato	137	×	×	×	×	×	×
BATTISCOPA 6,5x120 2 1/16"x48"	Rectified Rettificato	120 *	×	×	×	×	×	×
BATTISCOPA 7,5x60 3"x24"	Rectified Rettificato	106 *	×	×	×	×	×	×

* Price code / pc. Codice prezzo / pz.



WALL Tellurium 60x120 . 24"x48"
FLOOR Lithium 120x120 . 48"x48"

General index

Product indexes

The Company

Collections
Marble Look
Concrete Look
Stone Look
Metal Look
Wood Look
Cotto Look



TH2.0
Outdoor
Solutions

Bathroom
furniture

Ventilated
facades

Technical
information

Oxidatio

R9
Rectificato
Rectifié
Rektifiziert
V3

Porcelain stoneware coloured in body
Gres porcellanato colorato in massa
Grès cérame coloré dans la masse
Eingefärbtes Feinsteinzeug

Mosaics.
Mosaici. Mosaïques. Mosaik.



Lithium
MOSAICO 36PZ
30x30 12"x12"
NAT
Price code / pc
Codice prezzo / pz
110



Lithium
MOSAICO ASIMMETRICO 18PZ
30x30 12"x12"
NAT
Price code / pc
Codice prezzo / pz
113



Titanium
MOSAICO 36PZ
30x30 12"x12"
NAT
Price code / pc
Codice prezzo / pz
110




Titanium
MOSAICO ASIMMETRICO 18PZ
30x30 12"x12"
NAT
Price code / pc
Codice prezzo / pz
113



Tellurium
MOSAICO 36PZ
30x30 12"x12"
NAT
Price code / pc
Codice prezzo / pz
110




Tellurium
MOSAICO ASIMMETRICO 18PZ
30x30 12"x12"
NAT
Price code / pc
Codice prezzo / pz
113



Cuprum
MOSAICO 36PZ
30x30 12"x12"
NAT
Price code / pc
Codice prezzo / pz
110




Cuprum
MOSAICO ASIMMETRICO 18PZ
30x30 12"x12"
NAT
Price code / pc
Codice prezzo / pz
113



Vanadium
MOSAICO 36PZ
30x30 12"x12"
NAT
Price code / pc
Codice prezzo / pz
110



Vanadium
MOSAICO ASIMMETRICO 18PZ
30x30 12"x12"
NAT
Price code / pc
Codice prezzo / pz
113



Palladium
MOSAICO 36PZ
30x30 12"x12"
NAT
Price code / pc
Codice prezzo / pz
110



Palladium
MOSAICO ASIMMETRICO 18PZ
30x30 12"x12"
NAT
Price code / pc
Codice prezzo / pz
113



WALL Lithium 120x280 . 48"x110" | Lithium Mosaico 36 pz. 30x30 . 12"x12"
FLOOR Woodbreak, Ebony 30x160 . 12"x63"

Index A - Z

Indice A - Z. Index A - Z. Alphabetisches Verzeichnis.

Antiqua
Padouk
Robur
Woodbreak
Woodwise

Wood Look

General
index

Product
indexes

The
Company

Collections

Marble Look
Concrete Look
Stone Look
Metal Look
Wood Look
Cotto Look



TH2.0
Outdoor
Solutions

Bathroom
furniture

Ventilated
facades

Technical
information

Antiqua

Always classics



FLOOR Miele 20x120 . 8"x48"



Miele

Rovere

Grigio

Collections

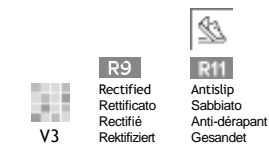
- Marble Look
- Concrete Look
- Stone Look
- Metal Look
- Wood Look
- Cotto Look




Antiqua



FLOOR Rovere 20x120 .8"x48"




Porcelain stoneware coloured in body
Gres porcellanato colorato in massa
Grès cérame coloré dans la masse
Eingefärbtes Feinsteinzeug




Size Formato	Finishes Finiture	Price code sqm Codice prezzo m²	Miele	Rovere	Grigio
 20x120 8"x48" ± 9 mm	Rectified Rettificato	143	x	x	x
	Antislip Sabbiato	144	x	x	x
 BATTISCOPA 6,5x120 2 1/16"x48"	Rectified Rettificato	120 *	x	x	x
 ELEMENTO "L" INCOLLATO 20x120x5 8"x48" x2"	Rectified Rettificato	152 *	x	x	x

* Price code / pc. Codice prezzo / pz.

Mosaics. Mosaici. Mosaiques. Mosaik.



Miele
MOSAICO 36PZ
30x30 12"x12"
NAT
Price code / pc
Codice prezzo / pz
110



Rovere
MOSAICO 36PZ
30x30 12"x12"
NAT
Price code / pc
Codice prezzo / pz
110



Grigio
MOSAICO 36PZ
30x30 12"x12"
NAT
Price code / pc
Codice prezzo / pz
110



General index

Product indexes

The Company

Collections

Marble Look
Concrete Look
Stone Look
Metal Look
Wood Look
Cotto Look



TH2.0
Outdoor
Solutions

Bathroom
furniture

Ventilated
facades

Technical
information

Padouk

Reimagined wood style



General index

Product indexes

The Company

Collections

- Marble Look
- Concrete Look
- Stone Look
- Metal Look
- Wood Look**
- Cotto Look



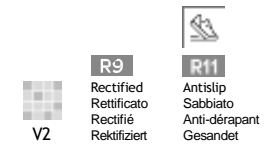
TH2.0 Outdoor Solutions

Bathroom furniture

Ventilated facades

Technical information

Padouk



Porcelain stoneware coloured in body
 Gres porcellanato colorato in massa
 Grès cérame coloré dans la masse
 Eingefärbtes Feinsteinzeug



Size Formato	Finishes Finiture	Price code sqm Codice prezzo m²	White	Beige	Nut	Grey
30x160 12"x63" ⇒ 9 mm	Rectified Rettificato	150	×	×	×	×
20x160 8"x63" ⇒ 9 mm	Rectified Rettificato	150	×	×	×	×
60x120 24"x48" ⇒ 9 mm	Rectified Rettificato	144	×	×	×	×
30x120 12"x48" ⇒ 9 mm	Rectified Rettificato	143	×	×	×	×
	Antistip Sabbiato	144	×	×	×	×
20x120 8"x48" ⇒ 9 mm	Rectified Rettificato	143	×	×	×	×
	Antistip Sabbiato	144	×	×	×	×
BATTISCOPIA 6,5x120 2 1/16"x48"	Rectified Rettificato	120 *	×	×	×	×
ELEMENTO "L" INCOLLATO 30x120x5 12"x48"x2"	Rectified Rettificato	152 *	×	×	×	×
ELEMENTO "L" INCOLLATO 20x120x5 8"x48"x2"	Rectified Rettificato	152 *	×	×	×	×

TH2.0 OUTDOOR SOLUTIONS available • Price code / pc. Codice prezzo / pz.
 TH2.0 OUTDOOR SOLUTIONS disponible

Mosaics. Mosaici. Mosaïques. Mosaik.



White
MOSAICO 36PZ
30x30 12"x12"
NAT
Price code / pc
Codice prezzo / pz
110

Beige
MOSAICO 36PZ
30x30 12"x12"
NAT
Price code / pc
Codice prezzo / pz
110



Nut
MOSAICO 36PZ
30x30 12"x12"
NAT
Price code / pc
Codice prezzo / pz
110

Grey
MOSAICO 36PZ
30x30 12"x12"
NAT
Price code / pc
Codice prezzo / pz
110



FLOOR Beige 20x160 . 8"x63"

General index

Product indexes

The Company

Collections

- Marble Look
- Concrete Look
- Stone Look
- Metal Look
- Wood Look
- Cotto Look

TH2.0
Outdoor
Solutions

Bathroom
furniture

Ventilated
facades

Technical
information

Robur

Resilient by nature



FLOOR Pecan 30x120 . 12"x48"



Oat

Honey

Pecan

Cocoa



Size Formato	Finishes Finiture	Price code sqm Codice prezzo m²	Oat	Honey	Pecan	Cocoa
30x160 12"x63" ±9 mm	Rectified Rettificato	150	×	×	×	×
20x160 8"x63" ±9 mm	Rectified Rettificato	150	×	×	×	×
30x120 12"x48" ±9 mm	Rectified Rettificato	143	×	×	×	×
	Antislip Sabbiato	144	×	×	×	×
20x120 8"x48" ±9 mm	Rectified Rettificato	143	×	×	×	×
	Antislip Sabbiato	144	×	×	×	×
CHEVRON 9,5x57 4"x22" ±9 mm	Rectified Rettificato	169	×	×	×	×
BATTISCOPIA 6,5x120 2 1/16"x48"	Rectified Rettificato	120 •	×	×	×	×
ELEMENTO "L" INCOLLATO 30x120x5 12"x48"x2"	Rectified Rettificato	152 •	×	×	×	×
ELEMENTO "L" INCOLLATO 20x120x5 8"x48"x2"	Rectified Rettificato	152 •	×	×	×	×

TH2.0 OUTDOOR SOLUTIONS available
TH2.0 OUTDOOR SOLUTIONS disponibile

• Price code / pc. Codice prezzo / pz.



FLOOR Pecan Chevron 9,5x57 .4"x22"

Wood Look Robur

Woodbreak

Cozy design feelings



General index

Product indexes

The Company

Collections

Marble Look
Concrete Look
Stone Look
Metal Look
Wood Look
Cotto Look



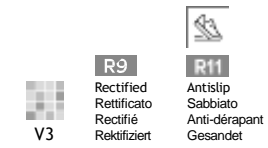
TH2.0
Outdoor
Solutions

Bathroom
furniture

Ventilated
facades

Technical
information

Woodbreak



Porcelain stoneware coloured in body
Gres porcellanato colorato in massa
Grès cérame coloré dans la masse
Eingefärbtes Feinsteinzeug



Size Formato	Finishes Finiture	Price code sqm Codice prezzo m²	Hemlock	Larch	Oak	Ebony	Cherry	Mahogany
30x160 12"x63" → 9 mm	Rectified Rettificato	150	×	×	×	×		
20x160 8"x63" → 9 mm	Rectified Rettificato	150	×	×	×	×		
30x120 12"x48" → 9 mm	Rectified Rettificato	143	×	×	×	×		
20x120 8"x48" → 9 mm	Rectified Rettificato	143	×	×	×	×	×	×
	Antislip Sabbiato	144	×	×	×	×	×	×
BATTISCOPIA 6,5x120 2 1/16"x48"	Rectified Rettificato	120 •	×	×	×	×	×	×
ELEMENTO "L" INCOLLATO 30x120x5 12"x48"x2"	Rectified Rettificato	152 •	×	×	×	×		
	Rectified Rettificato	152 •	×	×	×	×	×	×

TH2.0 OUTDOOR SOLUTIONS available ⓘ
TH2.0 OUTDOOR SOLUTIONS disponibile ⓘ

• Price code / pc. Codice prezzo / pz.



FLOOR Oak 30x160 . 12"x63"



FLOOR Mahogany 20x120 . 8"x48"

Woodwise

Natural harmony



FLOOR Cedar 30x120 - 12"x48"



Caramel

Cedar

Auburn

Brandy

General index

Product indexes

The Company

Collections

- Marble Look
- Concrete Look
- Stone Look
- Metal Look
- Wood Look
- Cotto Look



TH2.0 Outdoor Solutions

Bathroom furniture

Ventilated facades

Technical information



Size Formato	Finishes Finiture	Price code sqm Codice prezzo m²	Caramel	Cedar	Auburn	Brandy
EKTREME 120x280 48"x110" → 6 mm	Rectified Rettificato	161			x	
30x160 12"x63" → 6 mm	Rectified Rettificato	153	x	x	x	x
30x120 12"x48" → 6 mm	Rectified Rettificato	147	x	x	x	x
20x120 8"x48" → 6 mm	Rectified Rettificato	147	x	x	x	x
	Antislip Sabbiato	149	x	x	x	x
BATTISCOPA 6,5x120 2 1/16"x48"	Rectified Rettificato	120 *	x	x	x	x

* Price code / pc. Codice prezzo / pz.

Decors.
Decori. Décors. Dekore.



FLUTED
60x120 24"x48"
→ 6 mm
RETT
Price code / pc.
Codice prezzo / pz
153

FLUTED
120x280 48"x110"
→ 6 mm
RETT
Price code / pc.
Codice prezzo / pz
164



WALL Fluted 120x280 48"x110"
FLOOR Auburn 30x160 12"x63"

Index A - Z

Indice A - Z. Index A - Z. Alphabetisches Verzeichnis.

Antichi Amori
Campigiane
Montecchio
Maioliche

Cotto Look

General
index

Product
indexes

The
Company

Collections

Marble Look
Concrete Look
Stone Look
Metal Look
Wood Look
Cotto Look



TH2.0
Outdoor
Solutions

Bathroom
furniture

Ventilated
facades

Technical
information

Antichi Amori

Warm and materic



FLOOR Canossa 15x30 . 6"x12"



Torrechiara

Canossa

Rossena

General index

Product indexes

The Company

Collections

- Marble Look
- Concrete Look
- Stone Look
- Metal Look
- Wood Look
- Cotto Look



TH2.0
Outdoor
Solutions

Bathroom
furniture

Ventilated
facades

Technical
information


Antichi Amori



FLOOR Torrechiara 30x30 . 12"x12" | 15x30 . 6"x12"

V2
R9
Naturale
Natur
R11
Antislip
Sabbato
Anti-dérappant
Gesandert

Porcelain stoneware
Gres porcellanato
Grès cérame coloré
Feinsteinzeug



Size Formato	Finishes Finiture	Price code sqm Codice prezzo m²	Torrechiara	Canossa	Rossena
30x30 12"x12" → 9,2 mm	Natural Naturale	127	x	x	x
15x30 6"x12" → 9,2 mm	Natural Naturale	127	x	x	x
BATTISCOPA 7,5x30 3"x12"	Natural Naturale	101 *	x	x	x
GRADONE LINEARE CON TORO APPLICATO 30x30 12"x12"	Natural Naturale	131 *	x	x	x
GRADONE ANGOLARE CON TORO APPLICATO 30x30 12"x12"	Natural Naturale	142 *	x	x	x

* Price code / pc. Codice prezzo / pz.

General index

Product indexes

The Company

Collections

- Marble Look
- Concrete Look
- Stone Look
- Metal Look
- Wood Look
- Cotto Look



TH2.0
Outdoor
Solutions

Bathroom
furniture

Ventilated
facades

Technical
information

Campigiane

Rustic classic



FLOOR Rame 15x30 .6"x12"



Rosata

Oro

Rame

Bronzo

General index

Product indexes

The Company

Collections

- Marble Look
- Concrete Look
- Stone Look
- Metal Look
- Wood Look
- Cotto Look




TH2.0
Outdoor
Solutions

Bathroom
furniture

Ventilated
facades

Technical
information

Campigiane



R9
Natural
Naturale
Naturel
Natur

Porcelain stoneware
Gres porcellanato
Grès cérame coloré
Feinsteinzeug



Size Formato	Finishes Finiture	Price code sqm Codice prezzo m²	Rosata	Oro	Rame	Bronzo
30x30 12"x12" ±9,2 mm	Natural Naturale	127	x	x	x	x
15x30 6"x12" ±9,2 mm	Natural Naturale	127	x	x	x	x
BATTISCOPA 7,5x30 3"x12"	Natural Naturale	101*	x	x	x	x
GRADONE LINEARE CON TORO APPLICATO 30x30 12"x12"	Natural Naturale	131*	x	x	x	x
GRADONE ANGOLARE CON TORO APPLICATO 30x30 12"x12"	Natural Naturale	142*	x	x	x	x
ELEMENTO "L" INCOLLATO 15x30x5 6"x12"x2"	Natural Naturale	108*	x	x	x	x

* Price code / pc. Codice prezzo / pz.



WALL Rosata 15x30 . 6"x12"
FLOOR Rosata 30x30 . 12"x12"

Cotto Look Campigiane

General
index

Product
indexes

The
Company

Collections

- Marble Look
- Concrete Look
- Stone Look
- Metal Look
- Wood Look
- Cotto Look



TH2.0
Outdoor
Solutions

Bathroom
furniture

Ventilated
facades

Technical
information

Montecchio

The imprint of time



FLOOR Rame 15x30 - 6"x12"



Gesso

Rame

Cuoio

Collections

- Marble Look
- Concrete Look
- Stone Look
- Metal Look
- Wood Look
- Cotto Look



Montecchio



FLOOR Cuoio 15x30 . 6"x12"

R10
Natural
Naturale
Natur
V3
Porcelain stoneware
Gres porcellanato
Grès cérame coloré
Feinsteinzeug



Size Formato	Finishes Finiture	Price code sqm Codice prezzo m²			
15x30 6"x12" ± 8,2 mm	Natural Naturale	124		x	x
BATTISCOPA 7,5x30 3"x12"	Natural Naturale	101 *		x	x
ELEMENTO "L" INCOLLATO 15x30x5 6"x12"x2"	Natural Naturale	108 *		x	x
ELEMENTO "L" MONOLITICO 15x30x3,5 6"x12"x1"	Natural Naturale	119 *		x	x

• Price code / pc. Codice prezzo / pz.

General index

Product indexes

The Company

- Collections
- Marble Look
 - Concrete Look
 - Stone Look
 - Metal Look
 - Wood Look
 - Cotto Look



TH2.0
Outdoor
Solutions

Bathroom
furniture

Ventilated
facades

Technical
information

Maioliche

Ceramic art reborn



Porcelain stoneware
Gres porcellanato
Grès cérame coloré
Feinsteinzeug

General index

Product indexes

The Company

Collections

Marble Look
Concrete Look
Stone Look
Metal Look
Wood Look
Cotto Look



TH2.0
Outdoor
Solutions

Bathroom
furniture

Ventilated
facades

Technical
information



WALL Mix 20x20 - 8"x8"



Maioliche Mix
20x20 8"x8"
GLOSSY
± 7,2mm
Price code / sqm
Codice prezzo / m²
141



WALL Mix 20x20 - 8"x8"

Cotto Look Maioliche

Index A - Z

Indice A - Z. Index A - Z. Alphabetisches Verzeichnis.

Marble Look

Calacatta
Navona Soft
Navona Vein

Concrete Look

Brera
Loft
Parker

Stone Look

Agathòs
Basaltina
Ceppo di Grè
Genesis
Heritage
Hollstone
Loop
Medley
Nereidi
Pennslate
Pietra di Vals
Rushmore
Spark
Sunstone
Urano
Wonder

Metal Look

Flatiron
Magnetic

Wood Look

Padouk
Robur
Woodbreak

TH2.0 Outdoor Solutions

General
index

Product
indexes

The
Company

Collections

TH2.0
Outdoor
Solutions

Marble Look
Concrete Look
Stone Look
Metal Look
Wood Look
Special pieces



Bathroom
furniture

Ventilated
facades

Technical
information

Exceptional beauty and performance

Estetica e performance eccezionali
Beauté et performance exceptionnelles
Außergewöhnliche Schönheit und Leistung



The TH2.0 Outdoor Solutions collections offer over 30 surfaces and a wide range of sizes to meet any design requirement. Suitable for different installation systems, they guarantee versatility, ease of installation, and excellent performance in every context.

Le collezioni TH2.0 Outdoor Solutions offrono oltre 30 superfici e un'ampia scelta di formati per rispondere a qualsiasi esigenza progettuale. Adatte a diversi sistemi di posa, garantiscono versatilità, facilità d'installazione e prestazioni eccellenti in ogni contesto.

Les collections TH2.0 Outdoor Solutions offrent plus de 30 surfaces et un large choix de formats pour répondre à tous les besoins de conception. Adaptées à différents systèmes de pose, elles garantissent polyvalence, facilité d'installation et excellentes performances dans tous les contextes.

Die TH2.0 Outdoor Solutions Kollektionen bieten über 30 Oberflächen und eine große Auswahl an Formaten, um allen gestalterischen Anforderungen gerecht zu werden. Geeignet für verschiedene Verlegesysteme, garantieren sie Vielseitigkeit, einfache Installation und hervorragende Leistung in jedem Kontext.

General index

Product indexes

The Company

Collections

TH2.0
Outdoor
Solutions

Marble Look
Concrete Look
Stone Look
Metal Look
Wood Look
Special pieces

Bathroom
furniture

Ventilated
facades

Technical
information

Calacatta

Timeless elegance

Marble Look



FLOOR Calacatta 60x120 - 24"x48" TH2.0



V2

R11
Rectificato
Rectifié
Rektifiziert

Porcelain stoneware coloured in body
Gres porcellanato colorato in massa
Grès cérame coloré dans la masse
Eingefärbtes Feinsteinzeug

Size Formato	Finishes Finiture	Price code sqm Codice prezzo m²
60x120 24"x48" → 20 mm	Rectified Rettificato	155
60x60 24"x24" → 20 mm	Rectified Rettificato	151

TH2.0 OUTDOOR SOLUTIONS special pieces

TH2.0 OUTDOOR SOLUTIONS pezzi speciali



FLOOR Calacatta 60x120 - 24"x48" TH2.0

General index

Product indexes

The Company

Collections

TH2.0
Outdoor
Solutions

- Marble Look
- Concrete Look
- Stone Look
- Metal Look
- Wood Look
- Special pieces

Bathroom furniture

Ventilated facades

Technical information

Navona Soft

Iconic classic surface

Marble Look



FLOOR Soft Aureo 60x90 . 24"x36" TH2.0



Porcelain stoneware coloured in body
Gres porcellanato colorato in massa
Grès cérame coloré dans la masse
Eingefärbtes Feinsteinzeug



Size Formato	Finishes Finiture	Price code sqm Codice prezzo m²	Soft Niveo	Soft Aureo
60x90 24"x36" ⇒ 20 mm	Rectified Rettificato	157	×	×
80x80 32"x32" ⇒ 20 mm	Rectified Rettificato	156	×	×
60x60 24"x24" ⇒ 20 mm	Rectified Rettificato	151	×	×

TH2.0 OUTDOOR SOLUTIONS special pieces

TH2.0 OUTDOOR SOLUTIONS pezzi speciali



FLOOR Soft Niveo 80x80 . 32"x32" TH2.0

General index

Product indexes

The Company

Collections

TH2.0
Outdoor
Solutions

- Marble Look
- Concrete Look
- Stone Look
- Metal Look
- Wood Look
- Special pieces



Bathroom furniture

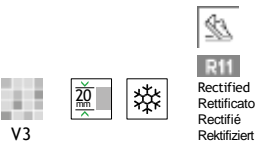
Ventilated facades

Technical information

Navona Vein

Iconic marble vein

Marble Look



Porcelain stoneware coloured in body
Gres porcellanato colorato in massa
Grès cérame coloré dans la masse
Eingefärbtes Feinsteinzeug



FLOOR Vein Candido 60x90 - 24"x36" TH2.0

Size Formato	Finishes Finiture	Price code sqm Codice prezzo m²	Vein Candido	Vein Nebulo
 60x120 24"x48" → 20 mm	Rectified Rettificato	155	x	x
 60x90 24"x36" → 20 mm	Rectified Rettificato	157	x	x

TH2.0 OUTDOOR SOLUTIONS special pieces [↗](#)
 TH2.0 OUTDOOR SOLUTIONS pezzi speciali [↗](#)



TH2.0 Navona Vein

General index

Product indexes

The Company

Collections

TH2.0 Outdoor Solutions
 Marble Look
 Concrete Look
 Stone Look
 Metal Look
 Wood Look
 Special pieces



Bathroom furniture

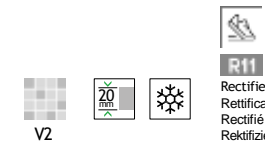
Ventilated facades

Technical information

Brera

Milan style attitude

Concrete Look



Porcelain stoneware coloured in body
Gres porcellanato colorato in massa
Grès cérame coloré dans la masse
Eingefärbtes Feinsteinzeug



Size Formato	Finishes Finiture	Price code sqm Codice prezzo m²	Fresh	Bloom	Street	Board
60x120 24"x48" ±20 mm	Rectified Rettificato	155	×	×	×	×
60x60 24"x24" ±20 mm	Rectified Rettificato	151	×	×	×	×

TH2.0 OUTDOOR SOLUTIONS special pieces
TH2.0 OUTDOOR SOLUTIONS pezzi speciali



FLOOR Board 60x120 . 24"x48" TH2.0



FLOOR Street 60x60 . 24"x24" TH2.0

General index

Product indexes

The Company

Collections

TH2.0
Outdoor
Solutions

Marble Look
Concrete Look
Stone Look
Metal Look
Wood Look
Special pieces



Bathroom furniture

Ventilated facades

Technical information

Loft

Urban vocation

Concrete Look



Porcelain stoneware coloured in body
Gres porcellanato colorato in massa
Grès cérame coloré dans la masse
Eingefärbtes Feinsteinzeug



Size Formato	Finishes Finiture	Price code sqm Codice prezzo m²	Cream	Taupe	Ash	Grey
120x120 48"x48" ±20 mm	Rectified Rettificato	165			x	
60x120 24"x48" ±20 mm	Rectified Rettificato	155	x	x	x	x
80x80 32"x32" ±20 mm	Rectified Rettificato	156	x	x	x	x
60x60 24"x24" ±20 mm	Rectified Rettificato	151	x	x	x	x

TH2.0 OUTDOOR SOLUTIONS special pieces
TH2.0 OUTDOOR SOLUTIONS pezzi speciali



FLOOR Cream 80x80 - 32"x32" TH2.0



FLOOR Ash 80x80 - 32"x32" TH2.0

General index

Product indexes

The Company

Collections

TH2.0
Outdoor
Solutions
Marble Look
Concrete Look
Stone Look
Metal Look
Wood Look
Special pieces



Bathroom furniture

Ventilated facades

Technical information

Parker

Concrete that lasts

Concrete Look



Porcelain stoneware coloured in body
Gres porcellanato colorato in massa
Grès cérame coloré dans la masse
Eingefärbtes Feinsteinzeug



Size Formato	Finishes Finiture	Price code sqm Codice prezzo m²	White	Ivory	Silver	Anthracite
120x120 48"x48" ±20 mm	Rectified Rettificato	165	x		x	
60x120 24"x48" ±20 mm	Rectified Rettificato	155	x	x	x	x
80x80 32"x32" ±20 mm	Rectified Rettificato	156	x	x	x	x
60x60 24"x24" ±20 mm	Rectified Rettificato	151	x		x	x

TH2.0 OUTDOOR SOLUTIONS special pieces
TH2.0 OUTDOOR SOLUTIONS pezzi speciali



FLOOR White 120x120 . 48"x48" TH2.0



TH2.0 Parker

General index

Product indexes

The Company

Collections

TH2.0
Outdoor
Solutions
Marble Look
Concrete Look
Stone Look
Metal Look
Wood Look
Special pieces



Bathroom furniture

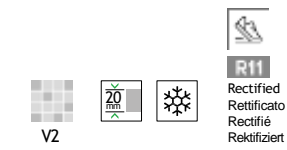
Ventilated facades

Technical information

Agathòs

Rare inspiration

Stone Look



Porcelain stoneware coloured in body
Gres porcellanato colorato in massa
Grès cérame coloré dans la masse
Eingefärbtes Feinsteinzeug



Size Formato	Finishes Finiture	Price code sqm Codice prezzo m²	White	Grey	Multicolor	Anthracite
60x120 24"x48" ±20 mm	Rectified Rettificato	155	x	x	x	x
60x60 24"x24" ±20 mm	Rectified Rettificato	151	x UPEC.F+	x UPEC.F+	x UPEC.F+	x UPEC.F+

TH2.0 OUTDOOR SOLUTIONS special pieces [↗](#)
TH2.0 OUTDOOR SOLUTIONS pezzi speciali [↗](#)



FLOOR Grey 60x120 . 24"x48" TH2.0



FLOOR Multicolor 60x120 . 24"x48" TH2.0

General index

Product indexes

The Company

Collections

TH2.0
Outdoor
Solutions

Marble Look
Concrete Look
Stone Look
Metal Look
Wood Look
Special pieces



Bathroom
furniture

Ventilated
facades

Technical
information

Basaltina

The designers' choice

Stone Look



FLOOR Grey 120x120 - 48"x48" TH2.0



Porcelain stoneware coloured in body
Gres porcellanato colorato in massa
Grès cérame coloré dans la masse
Eingefärbtes Feinsteinzeug



Size Formato	Finishes Finiture	Price code sqm Codice prezzo m²	Grey	Piombo
120x120 48"x48" ⇒ 20 mm	Rectified Rettificato	165	x	x
60x120 24"x48" ⇒ 20 mm	Rectified Rettificato	155	x	x
60x90 24"x36" ⇒ 20 mm	Rectified Rettificato	157	x	x
60x60 24"x24" ⇒ 20 mm	Rectified Rettificato	151	x	x

TH2.0 OUTDOOR SOLUTIONS special pieces
TH2.0 OUTDOOR SOLUTIONS pezzi speciali



FLOOR Piombo 60x90 - 24"x36" TH2.0

General index

Product indexes

The Company

Collections

TH2.0
Outdoor
Solutions

- Marble Look
- Concrete Look
- Stone Look
- Metal Look
- Wood Look
- Special pieces



Bathroom furniture

Ventilated facades

Technical information

Ceppo di Grè

Italian essential

Stone Look



V3



R11
Rectificado
Rectifié
Rektifiziert

Porcelain stoneware coloured in body
Gres porcellanato colorato in massa
Grès cérame coloré dans la masse
Eingefärbtes Feinsteinzeug



Size Formato	Finishes Finiture	Price code sqm Codice prezzo m²	White	Ivory	Grey	Anthracite	Multi	Warm
120x120 48"x48" ⇒ 20 mm	Rectified Rettificato	165	x		x			
60x120 24"x48" ⇒ 20 mm	Rectified Rettificato	155	x	x	x	x	x	x
80x80 32"x32" ⇒ 20 mm	Rectified Rettificato	156	x	x	x	x	x	x
60x60 24"x24" ⇒ 20 mm	Rectified Rettificato	151	x	x	x	x	x	x

TH2.0 OUTDOOR SOLUTIONS special pieces
TH2.0 OUTDOOR SOLUTIONS pezzi speciali



FLOOR Ivory 80x80 . 32"x32" TH2.0

General index

Product indexes

The Company

Collections

TH2.0 Outdoor Solutions

- Marble Look
- Concrete Look
- Stone Look
- Metal Look
- Wood Look
- Special pieces



Bathroom furniture

Ventilated facades

Technical information

Genesis

Everlasting mood

Stone Look



Size Formato	Finishes Finiture	Price code sqm Codice prezzo m²	Dove	Cocoa	Ash	Storm
60x120 24"x48" ±20 mm	Rectified Rettificato	155	x	x	x	x
60x60 24"x24" ±20 mm	Rectified Rettificato	151	x	x	x	x

TH2.0 OUTDOOR SOLUTIONS special pieces

TH2.0 OUTDOOR SOLUTIONS pezzi speciali



FLOOR Ash 60x60 . 24"x24" TH2.0



FLOOR Storm 60x60 . 24"x24" TH2.0



Porcelain stoneware coloured in body
Gres porcellanato colorato in massa
Grès cérame coloré dans la masse
Eingefärbtes Feinsteinzeug

General index

Product indexes

The Company

Collections

TH2.0 Outdoor Solutions
Marble Look
Concrete Look
Stone Look
Metal Look
Wood Look
Special pieces

Bathroom furniture

Ventilated facades

Technical information

Heritage

Balancing aesthetics

Stone Look



FLOOR Cornsilk 60x60 . 24"x24" TH2.0



Porcelain stoneware coloured in body
Gres porcellanato colorato in massa
Grès cérame coloré dans la masse
Eingefärbtes Feinsteinzeug



Size Formato	Finishes Finiture	Price code sqm Codice prezzo m²		
60x120 24"x48" → 20 mm	Rectified Rettificato	155	×	×
60x60 24"x24" → 20 mm	Rectified Rettificato	151	×	×

TH2.0 OUTDOOR SOLUTIONS special pieces [↗](#)
TH2.0 OUTDOOR SOLUTIONS pezzi speciali [↗](#)



FLOOR Powder 60x120 . 24"x48" TH2.0

General index

Product indexes

The Company

Collections

TH2.0
Outdoor
Solutions

Marble Look
Concrete Look
Stone Look
Metal Look
Wood Look
Special pieces



Bathroom furniture

Ventilated facades

Technical information

Hollstone

Indulge in quietude

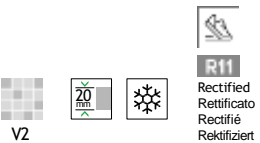
Stone Look




FLOOR Opal 80x80 . 32"x32" TH2.0

outlet-ceramic

2025 Surfaces Collection



Porcelain stoneware coloured in body
Gres porcellanato colorato in massa
Grès cérame coloré dans la masse
Eingefärbtes Feinsteinzeug



Size Formato	Finishes Finiture	Price code sqm Codice prezzo m²	Milky	Butter	Opal
60x120 24"x48" ⇒ 20 mm	Rectified Rettificato	155	x	x	x
80x80 32"x32" ⇒ 20 mm	Rectified Rettificato	156	x	x	x
60x60 24"x24" ⇒ 20 mm	Rectified Rettificato	151	x	x	x

TH2.0 OUTDOOR SOLUTIONS special pieces [↗](#)
TH2.0 OUTDOOR SOLUTIONS pezzi speciali [↗](#)



FLOOR Opal 60x120 . 24"x48" TH2.0

TH2.0 Hollstone

General index

Product indexes

The Company

Collections

TH2.0 Outdoor Solutions

- Marble Look
- Concrete Look
- Stone Look
- Metal Look
- Wood Look
- Special pieces



Bathroom furniture

Ventilated facades

Technical information

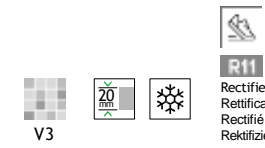
Loop

Cloudy soft hues

Stone Look



FLOOR Grey 60x120 . 24"x48" TH2.0



Porcelain stoneware coloured in body
Gres porcellanato colorato in massa
Grès cérame coloré dans la masse
Eingefärbtes Feinsteinzeug



Size Formato	Finishes Finiture	Price code sqm Codice prezzo m²		
120x120 48"x48" ⇒ 20 mm	Rectified Rettificato	165	×	×
60x120 24"x48" ⇒ 20 mm	Rectified Rettificato	155	×	×
60x60 24"x24" ⇒ 20 mm	Rectified Rettificato	151	×	×

TH2.0 OUTDOOR SOLUTIONS special pieces [↗](#)
TH2.0 OUTDOOR SOLUTIONS pezzi speciali [↗](#)



FLOOR Anthracite 120x120 . 48"x48" TH2.0

General index

Product indexes

The Company

Collections

TH2.0
Outdoor
Solutions

- Marble Look
- Concrete Look
- Stone Look
- Metal Look
- Wood Look
- Special pieces



Bathroom furniture

Ventilated facades

Technical information

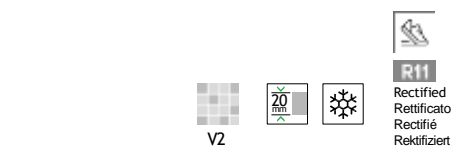
Medley

Color meets rhythm

Stone Look



FLOOR White 60x60 . 24"x24" TH2.0



Porcelain stoneware coloured in body
Gres porcellanato colorato in massa
Grès cérame coloré dans la masse
Eingefärbtes Feinsteinzeug



Size Formato	Finishes Finiture	Price code sqm Codice prezzo m²		
80x80 32"x32" → 20 mm	Rectified Rettificato	156	x	x
60x60 24"x24" → 20 mm	Rectified Rettificato	151	x	x

TH2.0 OUTDOOR SOLUTIONS special pieces
TH2.0 OUTDOOR SOLUTIONS pezzi speciali



FLOOR White 80x80 . 32"x32" TH2.0

General index

Product indexes

The Company

Collections

TH2.0
Outdoor
Solutions

Marble Look
Concrete Look
Stone Look
Metal Look
Wood Look
Special pieces



Bathroom furniture

Ventilated facades

Technical information

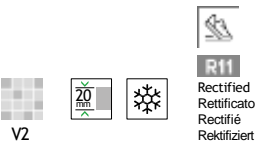
Nereidi

The embracing side of stone

Stone Look



FLOOR Cloud 60x60 . 24"x24" TH2.0



Porcelain stoneware coloured in body
Gres porcellanato colorato in massa
Grès cérame coloré dans la masse
Eingefärbtes Feinsteinzeug



Size Formato	Finishes Finiture	Price code sqm Codice prezzo m²	Cloud	Ecrú
 60x120 24"x48" → 20 mm	Rectified Rettificato	155	x	x
 60x60 24"x24" → 20 mm	Rectified Rettificato	151	x	x

TH2.0 OUTDOOR SOLUTIONS special pieces [↗](#)
 TH2.0 OUTDOOR SOLUTIONS pezzi speciali [↗](#)



TH2.0 Nereidi

General index

Product indexes

The Company

Collections

TH2.0 Outdoor Solutions

- Marble Look
- Concrete Look
- Stone Look
- Metal Look
- Wood Look
- Special pieces

Bathroom furniture

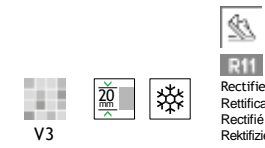
Ventilated facades

Technical information

Pennslate

Expect the unexpected

Stone Look



Porcelain stoneware coloured in body
Gres porcellanato colorato in massa
Grès cérame coloré dans la masse
Eingefärbtes Feinsteinzeug



Size Formato	Finishes Finiture	Price code sqm Codice prezzo m²	Forge	Pocono	Akiba	Bali
60x120 24"x48" ±20 mm	Rectified Rettificato	155	×	×	×	×
60x90 24"x36" ±20 mm	Rectified Rettificato	157	×		×	×
60x60 24"x24" ±20 mm	Rectified Rettificato	151	×	×	×	×

TH2.0 OUTDOOR SOLUTIONS special pieces
TH2.0 OUTDOOR SOLUTIONS pezzi speciali



FLOOR Akiba 60x120 - 24"x48" TH2.0



FLOOR Bali 60x90 - 24"x36" TH2.0

General index

Product indexes

The Company

Collections

TH2.0
Outdoor
Solutions

Marble Look
Concrete Look
Stone Look
Metal Look
Wood Look
Special pieces



Bathroom furniture

Ventilated facades

Technical information

Pietra di Vals

Compelling and captivating presence

Stone Look



Porcelain stoneware coloured in body
Gres porcellanato colorato in massa
Grès cérame coloré dans la masse
Eingefärbtes Feinsteinzeug



FLOOR Grey 80x80 . 32"x32" TH2.0

Size Formato	Finishes Finiture	Price code sqm Codice prezzo m²
60x120 24"x48" ⇒ 20 mm	Rectified Rettificato	155
60x90 24"x36" ⇒ 20 mm	Rectified Rettificato	157
80x80 32"x32" ⇒ 20 mm	Rectified Rettificato	156
60x60 24"x24" ⇒ 20 mm	Rectified Rettificato	151

TH2.0 OUTDOOR SOLUTIONS special pieces
TH2.0 OUTDOOR SOLUTIONS pezzi speciali



FLOOR Grey 60x120 . 24"x48" TH2.0

General index

Product indexes

The Company

Collections

TH2.0
Outdoor
Solutions

- Marble Look
- Concrete Look
- Stone Look
- Metal Look
- Wood Look
- Special pieces



Bathroom furniture

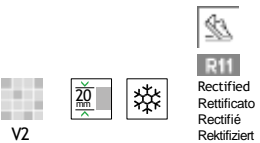
Ventilated facades

Technical information

Rushmore

Soothing shades, pure calm

Stone Look



Porcelain stoneware coloured in body
Gres porcellanato colorato in massa
Grès cérame coloré dans la masse
Eingefärbtes Feinsteinzeug



Size Formato	Finishes Finiture	Price code sqm Codice prezzo m²	Sand	Beige	Grey	Anthracite
60x120 24"x48" ±20 mm	Rectified Rettificato	155	x	x	x	x
60x90 24"x36" ±20 mm	Rectified Rettificato	157	x	x	x	x
60x60 24"x24" ±20 mm	Rectified Rettificato	151	x	x	x	x

TH2.0 OUTDOOR SOLUTIONS special pieces

TH2.0 OUTDOOR SOLUTIONS pezzi speciali



FLOOR Beige 60x120 - 24"x48" TH2.0



TH2.0 Rushmore

General index

Product indexes

The Company

Collections

TH2.0 Outdoor Solutions

- Marble Look
- Concrete Look
- Stone Look
- Metal Look
- Wood Look
- Special pieces



Bathroom furniture

Ventilated facades

Technical information


Spark

Precious shades

Stone Look



Porcelain stoneware coloured in body
Gres porcellanato colorato in massa
Grès cérame coloré dans la masse
Eingefärbtes Feinsteinzeug



FLOOR Grey 60x120 . 24"x48" TH2.0

Size Formato	Finishes Finiture	Price code sqm Codice prezzo m²	White	Warm	Grey
 60x120 24"x48" → 20 mm	Rectified Rettificato	155	x	x	x
 60x60 24"x24" → 20 mm	Rectified Rettificato	151	x	x	x

[TH2.0 OUTDOOR SOLUTIONS special pieces](#)
[TH2.0 OUTDOOR SOLUTIONS pezzi speciali](#)



TH2.0 Spark

General index

Product indexes

The Company

Collections

TH2.0
Outdoor
Solutions

- Marble Look
- Concrete Look
- Stone Look
- Metal Look
- Wood Look
- Special pieces



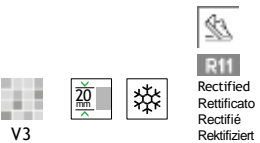
Bathroom
furniture

Ventilated
facades

Technical
information

Sunstone

Stone Look



Porcelain stoneware coloured in body
Gres porcellanato colorato in massa
Grès cérame coloré dans la masse
Eingefärbtes Feinsteinzeug

Essential naturality



Size Formato	Finishes Finiture	Price code sqm Codice prezzo m²	Freya	Alof	Loki	Groa
120x120 48"x48" ±20 mm	Rectified Rettificato	165	x		x	
60x120 24"x48" ±20 mm	Rectified Rettificato	155	x	x	x	x
60x90 24"x36" ±20 mm	Rectified Rettificato	157	x	x	x	x
60x60 24"x24" ±20 mm	Rectified Rettificato	151	x	x	x	x

TH2.0 OUTDOOR SOLUTIONS special pieces

TH2.0 OUTDOOR SOLUTIONS pezzi speciali



FLOOR Loki 60x90 . 24"x36" TH2.0



FLOOR Freya 120x120 . 48"x48" TH2.0

General index

Product indexes

The Company

Collections

TH2.0
Outdoor
Solutions

- Marble Look
- Concrete Look
- Stone Look
- Metal Look
- Wood Look
- Special pieces



Bathroom furniture

Ventilated facades

Technical information

Urano

Powerful emotion

Stone Look



Porcelain stoneware coloured in body
Gres porcellanato colorato in massa
Grès cérame coloré dans la masse
Eingefärbtes Feinsteinzeug



FLOOR Grigio 60x90 . 24"x36" TH2.0

Size Formato	Finishes Finiture	Price code sqm Codice prezzo m²
60x120 24"x48" ⇒ 20 mm	Rectified Rettificato	155
60x90 24"x36" ⇒ 20 mm	Rectified Rettificato	157
80x80 32"x32" ⇒ 20 mm	Rectified Rettificato	156
60x60 24"x24" ⇒ 20 mm	Rectified Rettificato	151

TH2.0 OUTDOOR SOLUTIONS special pieces
TH2.0 OUTDOOR SOLUTIONS pezzi speciali



FLOOR Grigio 60x120 . 24"x48" TH2.0

General index

Product indexes

The Company

Collections

TH2.0
Outdoor
Solutions

Marble Look
Concrete Look
Stone Look
Metal Look
Wood Look
Special pieces



Bathroom furniture


Ventilated facades

Technical information

Wonder

Comfortably warm

Stone Look



Size Formato	Finishes Finiture	Price code sqm Codice prezzo m²	Bright	Sleet	Dunes	Shade	Brave
60x120 24"x48" ±20 mm	Rectified Rettificato	155	x	x	x	x	x
60x90 24"x36" ±20 mm	Rectified Rettificato	157	x	x	x	x	x
60x60 24"x24" ±20 mm	Rectified Rettificato	151	x	x	x	x	x

TH2.0 OUTDOOR SOLUTIONS special pieces [↗](#)
TH2.0 OUTDOOR SOLUTIONS pezzi speciali [↗](#)



Porcelain stoneware coloured in body
Gres porcellanato colorato in massa
Grès cérame coloré dans la masse
Eingefärbtes Feinsteinzeug

General index

Product indexes

The Company

Collections

TH2.0
Outdoor
Solutions

Marble Look
Concrete Look
Stone Look
Metal Look
Wood Look
Special pieces



Bathroom furniture

Ventilated facades

Technical information



FLOOR Shade 60x120 . 24"x48" TH2.0

Flatiron

Industrial spirit

Metal Look



FLOOR White 80x80 . 32"x32" TH2.0



Porcelain stoneware coloured in body
Gres porcellanato colorato in massa
Grès cérame coloré dans la masse
Eingefärbtes Feinsteinzeug



Size Formato	Finishes Finiture	Price code sqm Codice prezzo m²	White	Rust	Black
60x120 24"x48" ⇒ 20 mm	Rectified Rettificato	155	x	x	x
80x80 32"x32" ⇒ 20 mm	Rectified Rettificato	156	x	x	x
60x60 24"x24" ⇒ 20 mm	Rectified Rettificato	151	x	x	x

TH2.0 OUTDOOR SOLUTIONS special pieces [↗](#)
TH2.0 OUTDOOR SOLUTIONS pezzi speciali [↗](#)



FLOOR Rust 60x120 . 24"x48" TH2.0

General index

Product indexes

The Company

Collections

TH2.0
Outdoor
Solutions

Marble Look
Concrete Look
Stone Look
Metal Look
Wood Look
Special pieces



Bathroom
furniture

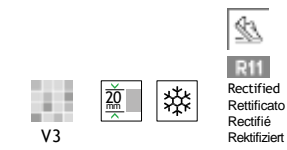
Ventilated
facades

Technical
information

Magnetic

The sophisticated side of metal

Metal Look



Porcelain stoneware coloured in body
Gres porcellanato colorato in massa
Grès cérame coloré dans la masse
Eingefärbtes Feinsteinzeug



Size Formato	Finishes Finiture	Price code sqm Codice prezzo m²	Grey	Dark Grey	Bronze	Black
60x120 24"x48" ±20 mm	Rectified Rettificato	155	x	x	x	x
80x80 32"x32" ±20 mm	Rectified Rettificato	156	x			x
60x60 24"x24" ±20 mm	Rectified Rettificato	151	x UPEC.F+	x UPEC.F+	x UPEC.F+	x UPEC.F+

TH2.0 OUTDOOR SOLUTIONS special pieces [↗](#)
TH2.0 OUTDOOR SOLUTIONS pezzi speciali [↗](#)



FLOOR Bronze 60x60 . 24"x24" TH2.0



FLOOR Grey 60x120 . 24"x48" TH2.0

General index

Product indexes

The Company

Collections

TH2.0
Outdoor
Solutions

Marble Look
Concrete Look
Stone Look
Metal Look
Wood Look
Special pieces



Bathroom
furniture

Ventilated
facades

Technical
information

Padouk

Reimagined wood style

Wood Look



Porcelain stoneware coloured in body
Gres porcellanato colorato in massa
Grès cérame coloré dans la masse
Eingefärbtes Feinsteinzeug



Size Formato	Finishes Finiture	Price code sqm Codice prezzo m²	White	Beige	Nut	Grey
60x120 24"x48" ±20 mm	Rectified Rettificato	155	x	x	x	x
30x120 12"x48" ±20 mm	Rectified Rettificato	156	x	x	x	x
60x60 24"x24" ±20 mm	Rectified Rettificato	151	x	x	x	x

TH2.0 OUTDOOR SOLUTIONS special pieces
TH2.0 OUTDOOR SOLUTIONS pezzi speciali



FLOOR Beige 30x120 - 12"x48" TH2.0



FLOOR Nut 30x120 - 12"x48" TH2.0

General index

Product indexes

The Company

Collections

TH2.0
Outdoor
Solutions

Marble Look
Concrete Look
Stone Look
Metal Look
Wood Look
Special pieces



Bathroom
furniture


Ventilated
facades

Technical
information





Robur

Resilient by nature

Wood Look





FLOOR Honey 30x120 . 12"x48" TH2.0

Rectified
 Rettificato
 Rectifié
 Rektifiziert

Porcelain stoneware coloured in body
 Gres porcellanato colorato in massa
 Grès cérame coloré dans la masse
 Eingefärbtes Feinsteinzeug



Size Formato	Finishes Finiture	Price code sqm Codice prezzo m²			
 30x120 12"x48" ±20 mm	Rectified Rettificato	156	x	x	x

[TH2.0 OUTDOOR SOLUTIONS special pieces](#) 
[TH2.0 OUTDOOR SOLUTIONS pezzi speciali](#) 



FLOOR Pecan 30x120 . 12"x48" TH2.0

General index

Product indexes

The Company

Collections

**TH2.0
Outdoor
Solutions**
 Marble Look
 Concrete Look
 Stone Look
 Metal Look
 Wood Look
 Special pieces



Bathroom furniture

Ventilated facades

Technical information

Woodbreak

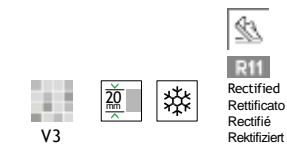
Cozy design feelings

Wood Look



Size Formato	Finishes Finiture	Price code sqm Codice prezzo m²	Larch	Oak	Ebony	Hemlock
30x120 12"x48" ±20 mm	Rectified Rettificato	156	x	x	x	x

TH2.0 OUTDOOR SOLUTIONS special pieces
 TH2.0 OUTDOOR SOLUTIONS pezzi speciali



Porcelain stoneware coloured in body
 Gres porcellanato colorato in massa
 Grès cérame coloré dans la masse
 Eingefärbtes Feinsteinzeug



FLOOR Hemlock 30x120 . 12"x48" TH2.0



FLOOR Oak 30x120 . 12"x48" TH2.0

General index

Product indexes

The Company

Collections

TH2.0
Outdoor
Solutions


- Marble Look
- Concrete Look
- Stone Look
- Metal Look
- Wood Look
- Special pieces



Bathroom furniture

Ventilated facades

Technical information



Special pieces for perfect outdoor design

Pezzi speciali per un design d'esterni perfetto
 Pièces spéciales pour un design extérieur parfait
 Spezialteile für ein perfektes Außendesign

C LH/RH Bull nose edge angle
 Angolare bordo toro DX/SX

D "L" Profile costa retta
 Elemento a "L" costa retta


E Grille
 Griglia

F LH/RH Grille angle
 Griglia angolo DX/SX


B LH/RH Round angle
 Round angolare DX/SX

A Linear round
 Round lineare


A Linear round
 Round lineare




B LH/RH Round angle
 Round angolare DX/SX




C LH/RH Bull nose edge angle
 Angolare bordo toro DX/SX




D "L" Profile costa retta
 Elemento a "L" costa retta



E Grille
 Griglia



F LH/RH Grille angle
 Griglia angolo DX/SX



Special pieces available for all series.
 The round edge has the natural color of the body.
 It does not match the color of the glazed surface.


Pezzi speciali disponibili su tutte le serie.
 Il bordo arrotondato è del colore naturale del supporto, di conseguenza differente dal colore della superficie smaltata del prodotto.

Pièces spéciales disponibles pour toutes les séries.
 Le bord arrondi présente la couleur du support du produit, donc il est différent de la couleur de la surface émaillée.

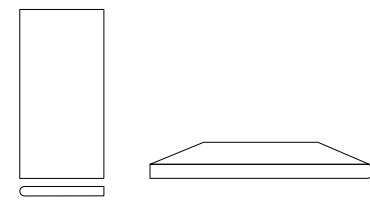
Formteile für alle Serien erhältlich.
 Bei Sonderteilen für den Schwimmbadrand ist die abgerundete Kante die in der Farbe des Scherbens und damit unterscheidet sich die bearbeitete Kante von der dekorierten Oberfläche der Platten.

TH2.0 OUTDOOR SOLUTIONS

Special pieces
Pezzi speciali. Pièces spéciales. Formteile.



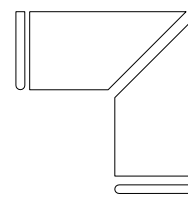
Porcelain stoneware coloured in body
Gres porcellanato colorato in massa
Grès cérame coloré dans la masse
Eingefärbtes Feinsteinzeug



A LINEAR ROUND
ROUND LINEARE

30x60 12"x24" ±20 mm	30x120 12"x48" ±20 mm	40x80 16"x32" ±20 mm	60x90 24"x36" ±20 mm	60x120 24"x48" ±20 mm
Rectified Rettificato				


Price code / pc.
Codice prezzo / pz.



B LH/RH ROUND ANGLE
ROUND ANGOLARE DX/SX

30x60 12"x24" ±20 mm	30x120 12"x48" ±20 mm	40x80 16"x32" ±20 mm	60x90 24"x36" ±20 mm	60x120 24"x48" ±20 mm
Rectified Rettificato				

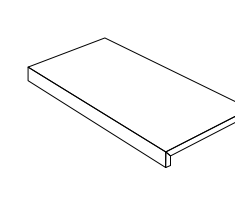
Price code / pc.
Codice prezzo / pz.



C LH/RH BULL NOSE EDGE ANGLE
ANGOLARE BORDO TORO DX/SX

30x60 12"x24" ±20 mm	30x120 12"x48" ±20 mm	40x80 16"x32" ±20 mm	60x90 24"x36" ±20 mm	60x120 24"x48" ±20 mm
Rectified Rettificato				

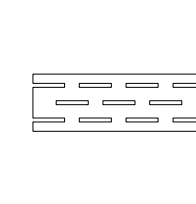
Price code / pc.
Codice prezzo / pz.



D "L" PROFILE COSTA RETTA
ELEMENTO A "L" COSTA RETTA

30x60x5 12"x24"x2" ±20 mm	30x90x5 12"x36"x2" ±20 mm	40x80x5 16"x32"x2" ±20 mm	30x120x5 12"x48"x2" ±20 mm
Rectified Rettificato			

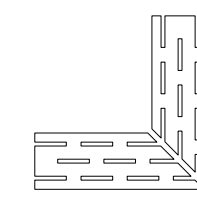
Price code / pc.
Codice prezzo / pz.



E GRILLE
GRIGLIA

20x60 8"x24" ±20 mm	20x80 8"x32" ±20 mm	20x90 8"x36" ±20 mm
Rectified Rettificato		

Price code / pc.
Codice prezzo / pz.



F LH/RH GRILLE ANGLE
GRIGLIA ANGOLO DX/SX

20x60 8"x24" ±20 mm	20x80 8"x32" ±20 mm	20x90 8"x36" ±20 mm
Rectified Rettificato		

Price code / pc.
Codice prezzo / pz.

LOOK	Product Name	A					B					C					D				E			F			
		30x60	30x120	40x80	60x90	60x120	30x60	30x120	40x80	60x90	60x120	30x60	30x120	40x80	60x90	60x120	30x60x5	30x90x5	40x80x5	30x120x5	20x60	20x80	20x90	20x60	20x80	20x90	
MARBLE LOOK	Calacatta	152	171			177	157	179			179	172	183			183	165			183	162				166		
	Navona Soft	152		166	167		157			172	173				172		178	179			162	174	176		166	179	180
	Navona Vein	152	171		167	177	157	179			173	179	172	183			179	183			162			176	166		180
CONCRETE LOOK	Brera	152	171			177	157	179				179	172	183			183	165			183	162				166	
	Loft	152	171	166		177	157	179	172			179	172	183	178			176	183		162	174			166	179	
	Parker	152	171	166		177	157	179	172			179	172	183	178			176	183		162	174			166	179	
METAL LOOK	Flatiron	152	171	166		177	157	179	172			179	172	183	178			176	183		162	174			166	179	
	Magnetic	152	171	166		177	157	179	172			179	172	183	178			176	183		162	174			166	179	
WOOD LOOK	Padouk	152	171			177	157	179				179	172	183				183	165						166		
	Robur		171					179						183											183		
	Woodbreak		171					179						183											183		

General index

Product indexes

The Company

Collections

TH2.0
Outdoor
Solutions
Marble Look
Concrete Look
Stone Look
Metal Look
Wood Look
Special pieces

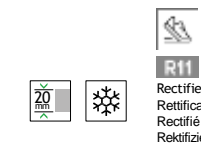
Bathroom
furniture

Ventilated
facades

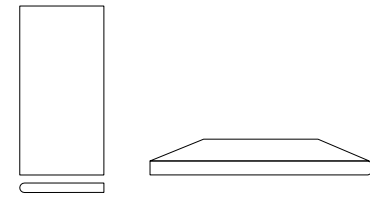
Technical
information

TH2.0 OUTDOOR SOLUTIONS

Special pieces
Pezzi speciali. Pièces spéciales. Formteile.



Porcelain stoneware coloured in body
Gres porcellanato colorato in massa
Grès cérame coloré dans la masse
Eingefärbtes Feinsteinzeug

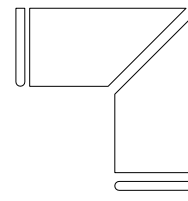


A LINEAR ROUND
ROUND LINEARE

30x60 12"x24" ±20 mm	30x120 12"x48" ±20 mm	40x80 16"x32" ±20 mm	60x90 24"x36" ±20 mm	60x120 24"x48" ±20 mm
----------------------------	-----------------------------	----------------------------	----------------------------	-----------------------------

Rectified
Rettificato

Price code / pc.
Codice prezzo / pz.




B LH/RH ROUND ANGLE
ROUND ANGOLARE DX/SX

30x60 12"x24" ±20 mm	30x120 12"x48" ±20 mm	40x80 16"x32" ±20 mm	60x90 24"x36" ±20 mm	60x120 24"x48" ±20 mm
----------------------------	-----------------------------	----------------------------	----------------------------	-----------------------------

Rectified
Rettificato

Price code / pc.
Codice prezzo / pz.

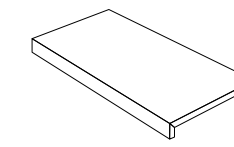


C LH/RH BULL NOSE EDGE ANGLE
ANGOLARE BORDO TORO DX/SX

30x60 12"x24" ±20 mm	30x120 12"x48" ±20 mm	40x80 16"x32" ±20 mm	60x90 24"x36" ±20 mm	60x120 24"x48" ±20 mm
----------------------------	-----------------------------	----------------------------	----------------------------	-----------------------------

Rectified
Rettificato

Price code / pc.
Codice prezzo / pz.

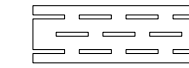


D "L" PROFILE COSTA RETTA
ELEMENTO A "L" COSTA RETTA

30x60x5 12"x24"x2" ±20 mm	30x90x5 12"x36"x2" ±20 mm	40x80x5 16"x32"x2" ±20 mm	30x120x5 12"x48"x2" ±20 mm
---------------------------------	---------------------------------	---------------------------------	----------------------------------

Rectified
Rettificato

Price code / pc.
Codice prezzo / pz.

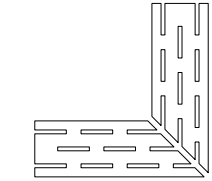


E GRILLE
GRIGLIA

20x60 8"x24" ±20 mm	20x80 8"x32" ±20 mm	20x90 8"x36" ±20 mm
---------------------------	---------------------------	---------------------------

Rectified
Rettificato

Price code / pc.
Codice prezzo / pz.



F LH/RH GRILLE ANGLE
GRIGLIA ANGOLO DX/SX

20x60 8"x24" ±20 mm	20x80 8"x32" ±20 mm	20x90 8"x36" ±20 mm
---------------------------	---------------------------	---------------------------

Rectified
Rettificato

Price code / pc.
Codice prezzo / pz.

STONE LOOK	A					B					C					D				E			F			
	30x60 12"x24" ±20 mm	30x120 12"x48" ±20 mm	40x80 16"x32" ±20 mm	60x90 24"x36" ±20 mm	60x120 24"x48" ±20 mm	30x60 12"x24" ±20 mm	30x120 12"x48" ±20 mm	40x80 16"x32" ±20 mm	60x90 24"x36" ±20 mm	60x120 24"x48" ±20 mm	30x60 12"x24" ±20 mm	30x120 12"x48" ±20 mm	40x80 16"x32" ±20 mm	60x90 24"x36" ±20 mm	60x120 24"x48" ±20 mm	30x60x5 12"x24"x2" ±20 mm	30x90x5 12"x36"x2" ±20 mm	40x80x5 16"x32"x2" ±20 mm	30x120x5 12"x48"x2" ±20 mm	20x60 8"x24" ±20 mm	20x80 8"x32" ±20 mm	20x90 8"x36" ±20 mm	20x60 8"x24" ±20 mm	20x80 8"x32" ±20 mm	20x90 8"x36" ±20 mm	
Agathòs	152	171			177	157	179			179	172	183			183	165			183	162				166		
Basaltina	152	171		167	177	157	179		173	179	172	183		179	183	165	178		183	162			176	166		180
Ceppo di Grè	152	171	166		177	157	179	172		179	172	183	178		183	165		176	183	162	174			166	179	
Genesis	152	171			177	157	179			179	172	183			183	165			183	162				166		
Heritage	152	171			177	157	179			179	172	183			183	165			183	162				166		
Hollstone	152	171	166		177	157	179	172		179	172	183	178		183	165		176	183	162	174			166	179	
Loop	152	171			177	157	179			179	172	183			183	165			183	162				166		
Medley	152		166			157		172			172		178			165		176		162	174			166	179	
Nereidi	152	171			177	157	179			179	172	183			183	165			183	162				166		
Pennslate	152	171		167	177	157	179		173	179	172	183		179	183	165	178		183	162			176	166		180
Pietra di Vals	152	171	166	167	177	157	179	172	173	179	172	183	178	179	183	165	178	176	183	162	174	176	166	166	179	180
Rushmore	152	171		167	177	157	179		173	179	172	183		179	183	165	178		183	162			176	166		180
Spark	152	171			177	157	179			179	172	183			183	165			183	162				166		
Sunstone	152	171		167	177	157	179		173	179	172	183		179	183	165	178		183	162			176	166		180
Urano	152	171	166	167	177	157	179	172	173	179	172	183	178	179	183	165	178	176	183	162	174	176	166	166	179	180
Wonder	152	171		167	177	157	179		173	179	172	183		179	183	165	178		183	162			176	166		180

General
index

Product
indexes

The
Company

Collections

TH2.0
Outdoor
Solutions

Marble Look
Concrete Look
Stone Look
Metal Look
Wood Look
Special pieces



Bathroom
furniture

Ventilated
facades

Technical
information



Maximum laying versatility

Massima versatilità di posa
Polyvalence maximale d'installation
Vielfaltigkeit der Verlegung

A LAYING ON GRASS

POSA SU ERBA
POSE SUR HERBE
VERLEGUNG AUF GRAS

A rapid, advantageous system. Just one tip: the underlying surface should be covered with stabilised material and an appropriate distance should be left between the tiles to facilitate rainwater drainage.

Un sistema rapido e vantaggioso. Solo un accorgimento: si consiglia di coprire la superficie d'appoggio con stabilizzato e lasciare una distanza opportuna tra le mattonelle per rendere più agevole il deflusso dell'acqua piovana.

Un système rapide et avantageux. Un conseil seulement: il est recommandé de couvrir la surface d'appui avec un matériau stabilisé et de laisser une distance opportune entre les carreaux pour rendre plus simple l'écoulement de l'eau de pluie.

Ein schnelles, vorteilhaftes System. Wir empfehlen nur eine Vorkehrung: Bedecken Sie die Auflagefläche mit Schutt und lassen Sie ausreichend Abstand zwischen den Fliesen, um das Abfließen des Regenwassers zu erleichtern.

C LAYING ON SAND

POSA SU SABBIA
POSE SUR SABLE
VERLEGUNG AUF SAND

Eco-friendly, economical and fast, ideal for a floor you can walk on immediately, and which is easy to remove if required.

Eco-friendly, economica e veloce consente di ottenere un pavimento immediatamente calpestabile sulla sabbia, nonché di procedere alla sua rimozione in caso di necessità.

Éco-friendly, économique et rapide, elle permet d'obtenir un sol immédiatement carrossable sur le sable, ainsi que de procéder à son retrait en cas de nécessité.

Ökologisch, preisgünstig und schnell: Man kann damit einen sofort betretbaren Fußboden auf Sand verlegen und ihn bei Bedarf einfach entfernen.

E POSA SOPRAELEVATA

RAISED INSTALLATION
POSE SURÉLEVÉE
VERLEGUNG ALS DOPPELBODEN

B LAYING ON GRAVEL

POSA SU GHIAIA
POSE SUR GRAVIERS
VERLEGUNG AUF KIES

A quick laying system that makes it possible to handle TH2 independently, without the expense of specialised installers, as well as being eco-compatible, because it does not require screed, mortars or adhesives.

Sistema di posa veloce, permette di gestire il TH2 in autonomia, senza l'impiego di oneroso personale specializzato, ed ecocompatibile, poiché non necessita di massetto malte e collanti.

Système de pose rapide qui permet de gérer le TH2 en toute autonomie, sans l'utilisation d'un personnel spécialisé onéreux et de manière éco-compatible, car ni mortier, ni adhésif, ni colle ne sont nécessaires.

Schnelles Verlegesystem, mit dem man TH2 selbstständig ohne Einsatz von kostenaufwendigem Fachpersonal verlegen kann. Außerdem ist es umweltverträglich, da man weder Estrich noch Mörtel und Kleber benötigt.

D LAYING ON SCREED

POSA SU MASSETTO
POSE SUR MORTIER
VERLEGUNG AUF ESTRICH

Even the most traditional laying system can be used, by spreading glue on screed. This technique guarantees maximum stress resistance, so as to render surfaces perfectly suitable for vehicular traffic.

Non è escluso nemmeno il più classico dei metodi di posa, quello con l'utilizzo della colla su massetto, tecnica che garantisce la massima resistenza alle sollecitazioni, in modo da rendere le superfici perfettamente carrabili.

Même la plus classique des méthodes de pose n'est pas exclue, celle de l'utilisation de la colle sur mortier, une technique qui garantit la résistance maximale aux sollicitations de manière à rendre les surfaces parfaitement carrossables.

Auch die klassische Verlegungsmethode unter Verwendung von Kleber auf dem Estrich ist nicht ausgenommen. Es handelt sich dabei um eine Technik, die die größtmögliche Beständigkeit gegenüber den Belastungen gewährleistet, damit die Oberfläche perfekt befahrbar ist.

F SPECIAL PIECES p. 464

PEZZI SPECIALI
LES PIÈCES SPÉCIALES
FORMSTÜCKE

Raised installation: supports

Posa sopraelevata: supporti. Pose surélevée: supports. Erhöhte installation: support.

For raised installation, it is necessary to use polypropylene bearing supports, either fixed, adjustable or self-levelling, which can be placed at a variety of heights. The gap between the floor and the underlying surface allows for the passage of electric and plumbing systems.

Per la posa sopraelevata ci si serve di supporti portanti in polipropilene, siano essi fissi, regolabili o autolivellanti, collocabili a diverse altezze. L'intercapedine presente tra la pavimentazione e il piano d'appoggio permette il passaggio di impianti elettrici e idrici.

Pour la pose surélevée sont nécessaires des supports portants en polypropylène, que ceux-ci soient fixes, réglables ou auto-nivelants, et positionnables à différentes hauteurs. L'espace présent entre le sol et le plan d'appui permet le passage d'installations électriques et hydriques.

Für die Verlegung als Doppelboden verwendet man eine Tragstruktur aus Polypropylen-Stützen, die fest, verstellbar oder selbstnivellierend sind und in verschiedenen Höhen errichtet werden können. Der Zwischenraum zwischen dem Fußboden und der Auflagefläche ermöglicht die Durchführung der Strom- und Wasserleitungen.

WATER RUNOFF ON RAISED FLOORS:

Thanks to the properties of porcelain stoneware, outlet-ceramic TH2.0 products have practically no water absorption, making them resistant to frost.

Please note that this characteristic can lead to water stagnation mainly located on the edges of the slabs, not attributable to the quality of the tiles, but to the physical phenomenon of surface tension together with low water absorption.

For correct water flow, installation with a minimum slope of 2% is recommended.

DEFLUSSO DELLE ACQUE SU POSE SOPRAELEVATE:

Grazie alle proprietà del gres porcellanato, i prodotti outlet-ceramic TH2.0, hanno un assorbimento d'acqua praticamente nullo, rendendoli ingelivi. Si ricorda che tale caratteristica può comportare ristagni d'acqua localizzati principalmente sui bordi delle lastre, non imputabili alla qualità delle piastrelle, ma al fenomeno fisico della tensione superficiale unitamente al basso assorbimento dell'acqua. Per un corretto deflusso dell'acqua si consiglia la posa con una pendenza minima di 2%.

ÉCOULEMENT DES EAUX SUR POSES SURÉLEVÉES:

Grâce aux propriétés du grès cérame, les produits outlet-ceramic TH2.0 n'ont pratiquement aucune absorption d'eau, ce qui les rend résistants au gel.

Veillez noter que cette caractéristique peut entraîner une stagnation d'eau principalement localisée sur les bords des dalles, non pas attribuable à la qualité des carreaux, mais au phénomène physique de tension de surface associé à une faible absorption d'eau.

Pour un bon écoulement de l'eau, il est recommandé une installation avec une pente minimale de 2%.

WASSERABFLUSS BEI VERLEGUNG ALS HOHLRAUMBÖDEN:


Dank der technischen Eigenschaften von Feinsteinzeug haben outlet-ceramic TH2.0-Produkte praktisch keine Wasseraufnahme und gelten daher als absolut frostsicher. Bitte beachten Sie, dass aufgrund dieser Eigenschaft keine Flüssigkeit von den Platten aufgenommen werden kann und sich diese an den Plattenkanten sammeln können.

Dies beeinträchtigt keinesfalls die Qualität der Fliesen, sondern ist auf Oberflächenspannungen von Flüssigkeiten zurückzuführen.

Für einen erleichterten Wasserabfluss wird deshalb eine Verlegung mit einem Mindestgefälle von 2% empfohlen.

ADVANTAGES

VANTAGGI



High stability thanks to the wide head of the support.

Elevata stabilità grazie alla testa larga del supporto.



Quick and easy installation.

Installazione rapida e semplice.



Respect for the waterproof membrane.

Rispetto della membrana impermeabile.



Allows the creation of a gap between the slabs and the wall to facilitate water drainage and stabilizes the terrace in case of heavy rain, snow, etc.

Consente di creare un'intercapedine tra le lastre e il muro, per favorire lo scarico delle acque e stabilizza la terrazza in caso di forti piogge, neve, ecc.



Presence of open joints that prevent the risk of cracking compared to grouted joints. Simplified water drainage.

Presenza di giunti aperti che evitano il rischio di fessurazione rispetto ai giunti stuccati. Evacuazione dell'acqua semplificata.



Easy access to the waterproof membrane or the underlying structure.

Accesso facile alla membrana impermeabile o alla struttura sottostante.



Covering and protection of systems. Easy access for potential maintenance.

Copertura e protezione degli impianti. Facile accesso per eventuali manutenzioni.



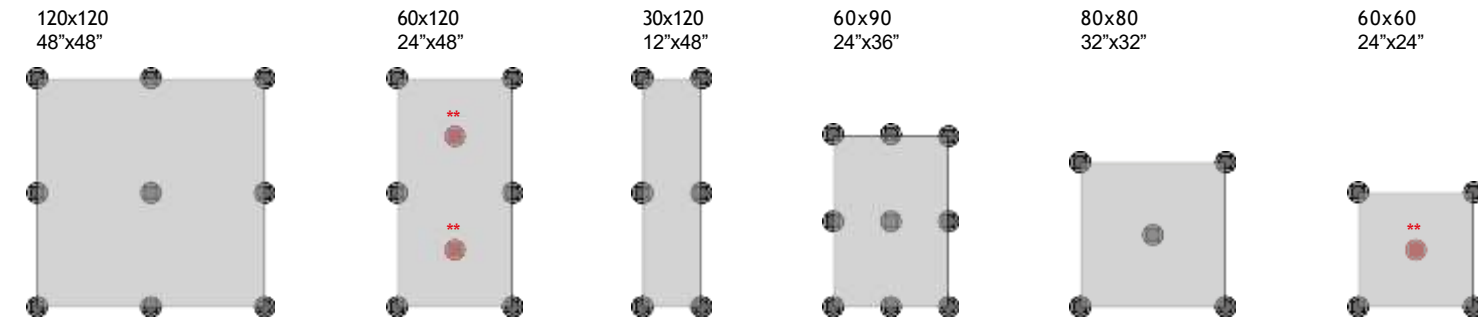
Easy management of the slope up to 5%.

Facile gestione della pendenza fino al 5%.



Recommended support placement

Posizionamento consigliato dei supporti. Placement des supports recommandé. Empfohlene platzierung der stützen.




** For the installation of 10 cm or higher flooring, it is recommended to use an additional supporting tool at the centre of the slab.

Per la posa di pavimentazioni con altezze superiori ai 10 cm si raccomanda l'utilizzo di un supporto supplementare al centro della lastra. Lors de la pose de carrelage de sol d'une hauteur supérieure à 10 cm, il est recommandé d'utiliser un support supplémentaire au centre de la dalle. Für die Verlegung von Böden mit einer Höhe von mehr als 10 cm wird empfohlen, eine zusätzliche Stütze in der Plattenmitte zu verwenden.

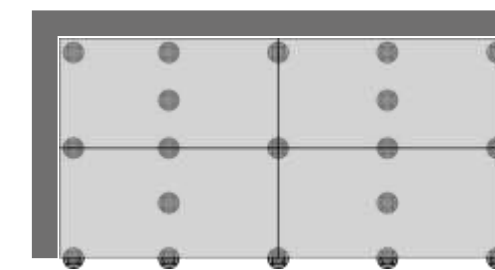
Example of perimetral installation

Esempio di posa perimetrale. Exemple de pose périmétrique. Verlege beispiel mit einfassung.

60x60
24"x24"



60x120
24"x48"



It is highly recommended to follow the above-mentioned suggestions, while complying to all relevant legislation in the country where goods are installed. Failure to respect these norms may cause severe safety issues.

Si raccomanda di seguire i suggerimenti sopra riportati unitamente al rispetto delle normative locali del paese in cui viene effettuata l'installazione. Il mancato rispetto di queste raccomandazioni potrebbe causare gravi problemi di sicurezza.

Il est recommandé de suivre les suggestions ci-dessus et de se conformer aux réglementations locales du pays d'installation. Le non-respect de ces recommandations peut entraîner de graves problèmes de sécurité.

Wir empfehlen, die o.g. Vorschläge in Einhaltung der örtlichen Vorschriften des jeweiligen Landes, in dem die Installation durchgeführt wird, zu befolgen. Die Nichtbeachtung dieser Empfehlungen kann zu ernsthaften Sicherheitsproblemen führen.

Aluminium joists and reinforcement tools

Magatelli in alluminio e supporti. Lattes et supports en aluminium. Aluminiumprofile und support.



The system with aluminum profiles simplifies the installation of 20 mm ceramic slabs of any size. They guarantee superior resistance to applied loads and only require a distance of maximum 60 cm between each support.

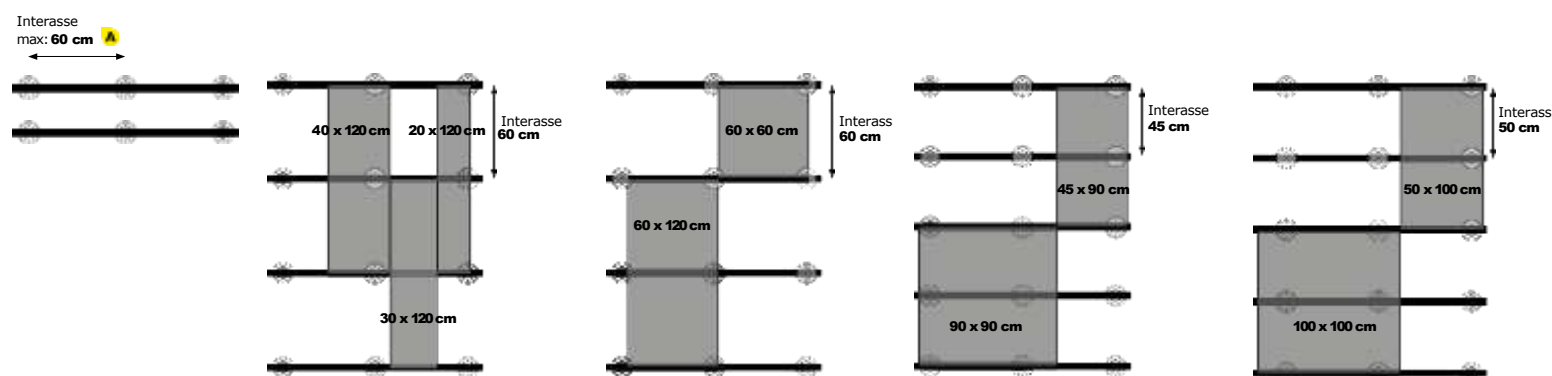
Il sistema con i profili in alluminio semplifica la posa delle lastre in ceramica da 20 mm di qualunque dimensione. Garantiscono una resistenza superiore ai carichi applicati e necessitano soltanto di una distanza di 60 cm (max) tra ogni supporto.

Le système de profilés en aluminium simplifie l'installation de dalles céramiques de 20 mm, quelle que soit leur taille. Ils offrent une résistance supérieure aux charges appliquées et ne nécessitent qu'une distance de 60 cm (max.) entre chaque support.

Das System mit Aluminiumprofilen vereinfacht die Verlegung von 20 mm Keramikplatten beliebiger Größe. Sie garantieren eine hervorragende Widerstandsfähigkeit gegenüber den aufgetragenen Lasten und erfordern einen Abstand von (max.) 60 cm zwischen den einzelnen Stützen.

POSITIONING OF THE CHOCKS

POSIZIONAMENTO DEI MAGATELLI



ADVANTAGES

VANTAGGI



Time-saving advantage.

Vantaggio di tempo.

Simplified installation of supports.

Posa semplificata dei supporti

Possibility of laying oversized slabs/boards. (e.g. large format 120x120 cm or reduced width 20x120, 30x120 cm).

Possibilità di posa di lastre/tavolati fuori formato. (es. formato grande 120x120 cm o ridotto larghezza 20x120, 30x120 cm).

Great stability of passage surfaces.

Grande stabilità delle superfici di passaggio.

Stability of slabs at the wall edge.

Stabilità lastre a bordo muro.

Quick attachment of the support to the chock.

Aggancio rapido del supporto al magatello.

EPDM seal.

Guarnizione in EPDM.

Raised installation: Standard EN 12825

Posa sopraelevata: Standard EN 12825. Pose surélevée: Standard EN 12825. Verlegung als Doppelboden: Standard EN 12825.

TEST TIPO DI TEST TYPE D'ESSAI PRÜFUNGSART	RESULT ESITO DELLA PROVA RÉSULTAT DE L'ESSAI PRÜFUNGSERGEBNIS
Static load capacity / load bearing test Carico statico / prova di carico sull' elemento Charge statique / essai de charge sur l'élément Statische belastung / belastungsprüfung auf dem element	Test passed Test superato Essai positif Prüfung bestanden
Vertical load tested on columns/beams Prova di carico verticale sulla colonna Essai de charge verticale sur la colonne porteuse Belastungsprüfung auf der stütze	Test passed as stated by the supplier of support Superamento test dichiarato dal fornitore del supporto Essai déclaré positif par le fournisseur du support Bestehen der prüfung durch den lieferanten der trägerstruktur bescheinigt.
Test of permanent deformation Prova di deformazione permanente sull' elemento Essai de déformation permanente sur l'élément Prüfung der bleibenden verformung auf dem element	Test passed Test superato Essai positif Prüfung bestanden
Dynamic load capacity / hard object impact test Carico dinamico / prova di urto di corpi duri Charge dynamique / essai d'impact de corps durs Dynamische belastung / stoßprüfung mit harten körpem	Test passed Test superato Essai positif Prüfung bestanden
Dynamic load capacity / soft object impact test Carico dinamico / prova di urto di corpi morbidi Charge dynamique / essai d'impact de corps mous Dynamische belastung / stoßprüfung mit weichen körper	Test passed Test superato Essai positif Prüfung bestanden
Length of panel sides Lunghezza dei lati del pannello Longueur des côtés de la dalle Kantenlängen der platte	Test passed Test superato Essai positif Prüfung bestanden
Orthogonality of panel Ortogonalità del pannello Equerrage de la dalle Rechtwinkligkeit der platte	Test passed Test superato Essai positif Prüfung bestanden
Straightness of edges Rettilineità dei lati Rectitude des côtés Geradheit der kanten	Test passed Test superato Essai positif Prüfung bestanden
Thickness of panel Spessore del pannello Epaisseur de la dalle Plattendicke	Test passed Test superato Essai positif Prüfung bestanden
Warping of panel Svergolamento del pannello Gauchissement du panneau Verwindung der platte	Test passed Test superato Essai positif Prüfung bestanden
Vertical bend of panels Incurvatura verticale dei pannelli Voilement vertical des dalles Verwindung der platten	Test passed Test superato Essai positif Prüfung bestanden
Difference between outer edge and surface of panel Differenza tra i bordi perimetrali e la superficie del pannello Différences de hauteurs entre la surface de la dalle et les finitions périphériques Höhenunterschied zwischen den kanten und der plattenoberseite	Test passed Test superato Essai positif Prüfung bestanden
Protection against corrosion Protezione contro la corrosione Protection contre la corrosion Schutz vor korrosion	Not applicable / plastic support Non applicabile / supporto in materiale plastico Non applicable / support en matériau plastique Nicht anwendbar / tragstruktur aus kunststoff
Reaction to fire Reazione al fuoco Réaction au feu Brandverhalten	Not applicable to products for outdoor use Non applicabile a prodotti per esterni Non applicable aux produits pour extérieurs Nicht anwendbar für produkte, die für außenbereiche bestimmt sind
Electrostatic conductivity Conduktività elettrostatica Conductivité électrostatique Elektrostatische leitfähigkeit	Not applicable to products for outdoor use Non applicabile a prodotti per esterni Non applicable aux produits pour extérieurs Nicht anwendbar für produkte, die für außenbereiche bestimmt sind

REGULATIONS AND RECOMMENDATIONS FOR RAISED FLOORS - There are currently no regulations governing raised floors for outdoor use only. The only pertinent regulation is UNI EN 12825 "raised flooring" of August 2001, the exclusive field of application of which is "raised floors for which the main use contemplated is internal finishings of buildings". With reference to this regulation, the TH2 system is able to comply with the performance requisites set out in the table. Although the "Dynamic load – hard object impact" test reproduces unlikely situations, such as the fall of a 4.5 kg weight from a height of 60 cm, outlet-ceramic recommends carefully evaluating the type and height of the structure, based on the intended use, and that the raised floor should have a maximum height of 10 cm.

NORME VIGENTI E RACCOMANDAZIONI PER LA SOLA POSA SOPRAELEVATA - Ad oggi, non esiste alcuna norma relativa ai pavimenti sopraelevati ad uso esclusivo per esterni. L'unica normativa di riferimento è la UNI EN 12825 "pavimenti sopraelevati" dell'agosto 2001 che, nel proprio ed esclusivo campo di applicazione, è destinata a "pavimenti sopraelevati per i quali l'utilizzo principale previsto è la finitura interna di edifici". Con riferimento a tale norma, il TH2 è in grado di soddisfare i requisiti prestazionali riportati nella tabella. Nonostante il test "Carico dinamico – prova di urto di corpi duri" riproduca situazioni inconsuete, come la caduta di un peso di 4,5 kg da 60 cm di altezza, outlet-ceramic raccomanda di valutare attentamente la tipologia e l'altezza della struttura in base alla destinazione d'uso e di realizzare una posa sopraelevata di altezza massima di 10 cm.

NORMES EN VIGUEUR ET RECOMMANDATIONS POUR LA POSE SURÉLEVÉE UNIQUEMENT - Il n'existe actuellement aucune norme relative aux sols surélevés pour l'utilisation exclusive en extérieur. L'unique norme de référence est l'UNI EN 12825 "sols surélevés" du mois d'août 2001 qui, dans son domaine unique et exclusif d'application, est destinée aux "sols surélevés pour lesquels l'utilisation principale prévue est la finition interne de bâtiments". En référence à cette norme, le TH2 est en mesure de satisfaire les conditions performancielles indiquées dans le tableau. Bien que le test "Charge dynamique – essai de choc de corps durs" reproduise des situations inhabituelles, comme la chute d'un poids de 4,5 kg de 60 cm de hauteur, outlet-ceramic conseille d'évaluer attentivement la typologie et la hauteur de la structure en fonction de sa destination d'utilisation et de réaliser une pose surélevée d'une hauteur maximum de 10 cm.

GÜLTIGE NORMEN UND EMPFEHLUNGEN SPEZIELL FÜR DIE VERLEGUNG ALS DOPPELBODEN - Bis jetzt gibt es keine Norm für ausschließlich für den Außenbereich vorgesehene Doppelböden. Die einzige Bezugsnorm ist die UNI EN 12825 „Doppelböden“ vom August 2001, die als ausschließlichen Anwendungsbereich für „Doppelböden, deren vorgesehene Hauptbestimmung in der Innenausstattung von Gebäuden besteht“ bestimmt sind. Unter Bezugnahme auf diese Norm ist TH2 fähig, die in der Tabelle angeführten Leistungsanforderungen zu erfüllen. Auch, wenn der Test „Dynamische Belastung – Aufprallprüfung mit harten Schlagkörpern“ ungewöhnliche Situationen wie den Aufprall eines 4,5 kg-Gewichts aus 60 cm Höhe simuliert, empfiehlt outlet-ceramic, die Typologie und Höhe der Struktur sorgfältig je nach der Gebrauchsbestimmung zu wählen und den Boden in höchstens 10 cm Höhe zu verlegen.

Bathroom furniture

Arredi per il bagno
Mobilier pour la salle de bain
Badezimmermöbel



outlet-ceramic brings ceramic excellence to bathroom furnishing with washbasins, shower trays, shelves and other solutions that combine design and functionality. Every detail is designed to guarantee resistance, stylistic continuity and exceptional durability over time.

outlet-ceramic porta l'eccellenza ceramica nell'arredo bagno con lavabi, piatti doccia, mensole e altre soluzioni che coniugano design e funzionalità. Ogni dettaglio è pensato per garantire resistenza, continuità stilistica e un'eccezionale durata nel tempo.

outlet-ceramic apporte l'excellence céramique dans l'ameublement de la salle de bain avec des lavabos, des receveurs de douche, des étagères et autres solutions alliant design et fonctionnalité. Chaque détail est conçu pour garantir résistance, continuité stylistique et une durabilité exceptionnelle dans le temps.

outlet-ceramic bringt keramische Exzellenz in die Badezimmereinrichtung mit Waschbecken, Duschwannen, Regalen und anderen Lösungen, die Design und Funktionalität vereinen. Jedes Detail ist darauf ausgelegt, Widerstandsfähigkeit, stilistische Kontinuität und eine außergewöhnliche Langlebigkeit zu gewährleisten.

Bathroom furniture

Arredi per il bagno. Mobilier pour la salle de bain. Badezimmermöbel.

Surface-mounted washbasin

With stainless steel click clack drain.

Vasca lavabo da appoggio

Con piletta click clack in acciaio inox.



Sizes (cm) Dimensioni (cm)	Price Prezzo
60L x 40P x 15H	2.934,50 €/pc


Angled internal washbasin cover (included).
Copertura interna inclinata per vasca lavabo da appoggio (inclusa).

Integrated top with 1 washbasin

With stainless steel click clack drain.

Top lavabo integrato 1vasca

Con piletta click clack in acciaio inox.



Sizes (cm) Dimensioni (cm)	Price Prezzo
90L x 55P x 15H * **	3.257,60 €/pc
120L x 55P x 15H * **	3.348,83 €/pc
121-L<x 240 x 55P x 15H * **	+13,58 €/cm L


Angled internal washbasin cover (included).
Copertura interna inclinata per vasca lavabo da appoggio (inclusa).

Integrated top with large washbasin

With stainless steel click clack drain.

Top lavabo integrato vasca grande

Con piletta click clack in acciaio inox.



Sizes (cm) Dimensioni (cm)	Price Prezzo
90L x 55P x 15H *	3.326,02 €/pc
120L x 55P x 15H *	3.417,25 €/pc


Angled internal washbasin cover (included).
Copertura interna inclinata per vasca lavabo da appoggio (inclusa).

Integrated top with large washbasin

With stainless steel click clack drain.

Top lavabo integrato 2 vasche

Con piletta click clack in acciaio inox.



Sizes (cm) Dimensioni (cm)	Price Prezzo
160L x 55P x 15H * ***	4.610,82 €/pc
200L x 55P x 15H * ***	4.888,30 €/pc
240L x 55P x 15H * ***	5.629,53 €/pc


Angled internal washbasin cover (included).
Copertura interna inclinata per vasca lavabo da appoggio (inclusa).

Pedestal-mounted washbasin

Always-open drain.

Lavabo a semicolonna

Scarico sempre aperto.



Sizes (cm) Dimensioni (cm)	Price Prezzo
50L x 50P x 40H	3.424,85 €/pc

Pedestal-mounted washbasin


Always-open drain.

Waste hole can be placed on the ground or on the floor.

Lavabo a colonna

Scarico sempre aperto.

Foro per lo scarico posizionabile a terra o a parete.



Sizes (cm) Dimensioni (cm)	Price Prezzo
50L x 50P x 85H	4.321,93 €/pc

* Specify position of top holes only when necessary
Specificare posizionamento fori per rubinetteria se necessario
** Item can be ordered on demand in lengths from 120 cm to 240 cm
Art. ordinabile on demand con lunghezza superiore a 120 cm e fino a 240 cm
*** Item can be ordered on demand in lengths from 100 cm to 220 cm
Art. ordinabile on demand con lunghezza superiore a 100 cm e fino a 220 cm

Washbasin top

Top porta lavabo



Sizes (cm) Dimensioni (cm)	Price Prezzo
90L x 55P x 8H * **	2.546,78 €/pc
120L x 55P x 8H * **	2.774,85 €/pc
121-L<240 x 35P x 4H * **	+13,58 €/cm L

Vanity top

Top porta oggetti



Sizes (cm) Dimensioni (cm)	Price Prezzo
90L x 35P x 4H **	2.371,93 €/pc
120L x 35P x 4H **	2.600,00 €/pc
121-L<240 x 35P x 4H **	+13,58 €/cm L

Shower tray

Piatto doccia


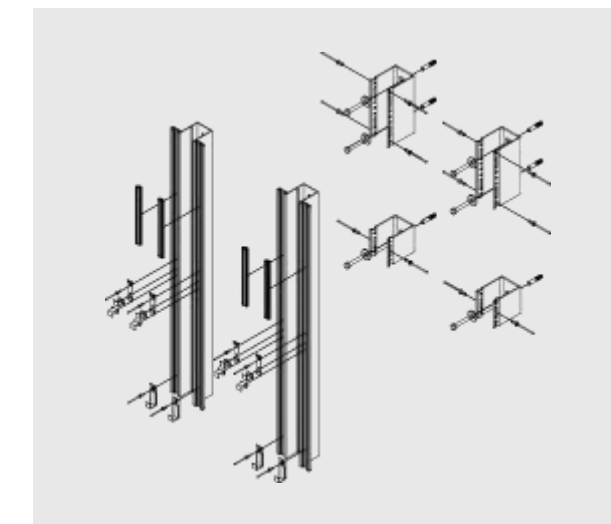


Sizes (cm) Dimensioni (cm)	Price Prezzo
120L x 80P x 4H	4.270,99 €/pc
120L x 90P x 4H	4.492,22 €/pc
140L x 90P x 4H	4.565,96 €/pc
140L x 90P x 4H	4.824,06 €/pc
160L x 90P x 4H	4.860,94 €/pc
160L x 90P x 4H	5.155,91 €/pc

Gross prices (€)
I prezzi indicati sono lordi (€)

Ventilated facades

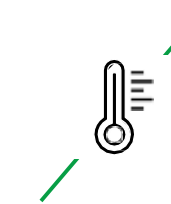
Facciate ventilate
Façades ventilées
Hinterlüftete Fassade



Ventilation
Ventilazione
Ventilation
Belüftung



Protection
Protezione
Protection
Schutz



Thermal stability
Stabilità termica
Stabilité thermique
Thermische Stabilität



Sound insulation
Isolamento acustico
Isolation acoustique
Schalldämmung

outlet-ceramic surfaces can be used for the construction of ventilated walls because they are designed to optimize ventilation and thermal and acoustic insulation. Resistant to atmospheric agents, they guarantee high performance and safety, in full compliance with regulations.

Le superfici outlet-ceramic possono essere utilizzate per la realizzazione di pareti ventilate perché progettate per ottimizzare ventilazione e isolamento termico e acustico. Resistenti agli agenti atmosferici, garantiscono prestazioni elevate e sicurezza, nel pieno rispetto delle normative.

Les surfaces outlet-ceramic peuvent être utilisées pour la réalisation de murs ventilés car elles sont conçues pour optimiser la ventilation et l'isolation thermique et acoustique. Résistantes aux agents atmosphériques, elles garantissent des performances élevées et la sécurité, dans le plein respect des réglementations.

outlet-ceramic-Oberflächen können für den Bau von hinterlüfteten Fassaden verwendet werden, da sie so konzipiert sind, dass sie die Belüftung sowie die Wärme- und Schalldämmung optimieren. Sie sind witterungsbeständig, garantieren hohe Leistung und Sicherheit unter voller Einhaltung der Vorschriften.

General index

Product indexes

The Company

Collections

TH2.0
Outdoor
Solutions

Bathroom
furniture

Ventilated
facades

Technical
information

Installation advice

Consigli di posa. Conseils de pose. Verlegehinweise.

Consigli di posa. Conseils de pose. Verlegehinweise.

- NO CLAIMS WILL BE ACCEPTED FOR LAID MATERIALS.
- CHECK THE SHADE, WORKSIZE, SELECTION AND THE WARPAGE BEFORE LAYING THE MATERIAL.
- ELECTRONIC MACHINES THAT SET THE WORKSIZE ARE CALIBRATED WITH A TOLERANCE OF 12mm.
- THE MATERIAL MUST BE LAID WITH A MINIMUM JOINT OF 3 mm. THE RECTIFIED MATERIAL MUST BE LAID WITH A MINIMUM JOINT OF 2 mm. The "Campigiane" series (thin paving bricks) must be laid with a joint of 5 mm.

RECOMMENDATIONS FOR INSTALLATION

When setting the tiles, pls chec tone, caliber and choice. Our material is deliberately produced and chosen with slight differences in shade which underline the colour effect it is absolutely necessary to use tiles from different boxes when installing. The use of material different from the order or defective means acceptance of the quality characteristics of the goods and excludes complaints. Complaints about material already installed will not be accepted.

INSTALLATION SUGGESTIONS FOR ALL RECTANGULAR FORMATS IN THE CATALOGUE

You will find a few suggestions for making the most of the product at the installation stage. A basic strategy to adopt when laying our product is to carefully alternate the different shades taking the tiles three or four at a time from at least five different boxes. Harmoniously distribute the various shades that are most striking and check the result from time to time, surveying the section of work done, from a suitable distance. The materials should be checked before installation and put aside if they are defective because no compliants will be accepted that have already been installed.

INSTALLATION OF RECTIFIED MATERIALS

For the installation of rectified materials it is anyway essential to keep a gap between the tiles of at least 2/3 mm. Using grouts and sealers that are colour co-ordinated with the material. When laying rectangular rectified material, it is important to avoid placing the edges of each tile next to the halves of others in order to compensate for any imperfections in flatness that are, however, always present in large sizes. As this is cut and rectified material to avoid the problem it is recommended to lay the material in a straightforward design with an interval from 0 to 15cm. Between each tile as per the pattern shown below. It is highly suggested to have the installation done by qualified experts who, after checking the proper flatness of the concrete slab and the quality of the material, will contribute to carrying out of the job flawlessly.

WASHING AFTER INSTALLATION

Washing after installation is a very important, fundamental phase for all later interventions and for the maintenance. The following is achieved by washing after the installation:

- Remove installation residue (mortar, adhesive, paint and various types of dirt in general).

- Remove any residue from the surface of the material.

It's an important fact to know that over 90% of claims in building sites are due to a bad washing procedure or even due to the lack of washing after installation.

WATER RUNOFF ON RAISED FLOORS:

We recommend you give the floor a slight slope (at least 1%).

We recommend you use metal clips to fasten each slab in order to break the surface tension of the water in the event of pooling, thereby aiding runoff.

We recommend that you always use a central support for every floor tile laid.

TH2.0:

Gres protector - Faber
Enhancer Plus - Faber
Stop Dirty - Fila

	<p>For the rectangular sizes is it advisable to stagger the product irregularly when laying it to avoid problems in flatness.</p> <p>Nei formati rettangolari si consiglia la posa sfalsata irregolare del prodotto onde evitare problemi di planarità.</p> <p>Pour les formates rectangulaire nous vous conseillons d'adopter la pose irrégulière à joints décalés pour le produit a fin d'éviter tout problème de planéité.</p> <p>Für die Rechteckig Formate empfehlen wir die unregelmäßige versetzte Verlegung dieser Fliese, um Probleme mit der Ebenflächigkeit zu vermeiden.</p>
--	---

For best installation results we strongly recommend to dry-lay tiles first and sort for best patterns result.

- NON SI ACCETTANO CONTESTAZIONI PER MATERIALE POSATO.
- CONTROLLARE TONO, CALIBRO, SCELTA E PLANARITA' PRIMA DELLA POSA DEL MATERIALE.
- LE MACCHINE ELETTRONICHE CHE STABILISCONO IL CALIBRO SONO TARATE CON UNA TOLLERANZA DI 12mm.
- IL MATERIALE DEVE ESSERE POSATO CON UN MINIMO DI FUGA DI 3 mm. IL MATERIALE RETTIFICATO DEVE ESSERE POSATO CON UNA FUGA MINIMA DI 2 mm. Le serie "Campigiane" devono essere posate con una fuga di 5 mm.

CONSIGLI PER LA POSA

In preparazione della posa, si raccomanda di controllare il tono, il calibro e la scelta. Il nostro materiale è deliberatamente prodotto e scelto con leggere differenze di tonalità che esaltano gli effetti delle grafiche e dei colori. È inoltre necessario utilizzare durante la posa, piastrelle prelevate da scatole diverse. L'utilizzo di materiale diverso da quello ordinato o difettoso significa l'accettazione delle caratteristiche qualitative ed esclude contestazioni. Contestazioni sul materiale già posato non sono accettate.

CONSIGLI PER LA POSA DI TUTTI I FORMATI RETTANGOLARI A CATALOGO

Di seguito indichiamo alcuni consigli per valorizzare le caratteristiche del prodotto in fase di posa. Un accorgimento basilare per la posa del nostro prodotto è quello di alternare con cura le differenti tonalità prelevando le piastrelle a gruppi di 3-4 pezzi per volta da almeno cinque scatole diverse. Distribuire in modo armonioso le diverse nuances di colore che si evidenziano e controllare il risultato di tanto in tanto, osservando da opportuna distanza una porzione di lavoro eseguita.

POSA MATERIALI RETTIFICATI

Per la posa dei materiali rettificati è comunque sempre indispensabile mantenere una fuga minima di 2/3 mm. Da una piastrella all'altra usufruendo di stucchi e sigillanti di colore coordinato a quello del materiale. Nella posa dei materiali rettificati rettangolari, è importante evitare di far collimare i vertici di una piastrella con la metà delle altre, al fine di sopperire alle eventuali imperfezioni di planarità presenti comunque in tutti i grandi formati. Trattandosi di materiale tagliato e rettificato, per evitare questo problema, è consigliabile posare il materiale a correre, con intervallo da 0 a 15cm. È fortemente auspicabile affidare la posa a personale esperto che, dopo aver verificato la corretta planarità della caldana e la qualità del materiale, contribuirà alla impeccabile esecuzione dell'incarico.

LAVAGGIO DOPO POSA

Il lavaggio dopo posa è una fase di fondamentale importanza per tutti gli interventi successivi e per la manutenzione. Con il lavaggio dopo posa:

- Si eliminano i residui di posa (malta, colla, vernice, sporco da cantiere di varia natura).
- Si rimuovono eventuali residui superficiali del materiale.

È bene sapere che oltre il 90% delle contestazioni in cantiere è dovuto ad un cattivo, o addirittura inesistente, lavaggio dopo posa.

REFLUSSO DELLE ACQUE SU POSE SOPRAELEVATE:

Si consiglia di dare una pendenza al pavimento con una percentuale non inferiore all'1%.

Si consiglia l'uso di Clip metalliche da inserire tra ogni singola lastra per rompere la tensione superficiale dell'acqua in caso di ristagni, migliorandone il reflusso.

TH2.0:

Gres protector - Faber
Enhancer Plus - Faber
Stop Dirty - Fila

- AUCUNE RÉCLAMATION NE SERA PRISE EN COMPTE EN CAS DE MATERIELLE POSÉ;
- CONTRÔLER LA NUANCE, LE CALIBRE, LE CHOIX ET LA PLANÉITÉ AVANT DE POSER LE MATERIELLE;
- LES MACHINES ÉLECTRONIQUES UTILISÉES POUR DÉTERMINER LE CALIBRE PRÉSENTENT UNE TOLÉRANCE DE CALIBRAGE DE 1,2mm;
- LE MATERIELLE DOIT ÊTRE POSÉ AVEC UN JOINT DE 3 mm MINIMUM. LE MATERIELLE RECTIFIÉ DOIT ÊTRE POSÉ AVEC UN JOINT DE 2 mm MINIMUM. Les séries Campigiane doivent être posées avec un joint de 5 mm.

CONSEILS POUR LA POSE

Avant la pose, nous vous prions de bien vouloir vérifier les critères suivants: tonalite, calibre et choix. Le dénouançage est une caractéristique qui exalte les colories et les graphismes du matériel. Il est conseillé aussi, pendant la mise en œuvre du matériel, de prélever les carreaux de plusieurs boîtes. L'utilisation du matériel qui ne correspond pas au matériel commandé et/ou défectueux donne lieu automatiquement à l'acceptation du produit posé et exclus toute contestation.

CONSEILS POUR LA POSE DE TOUS LES FORMATS RECTANGULAIRES PRÉSENTÉS SUR LE CATALOGUE

Vous trouverez ci-après quelques conseils grâce auxquels vous pourrez mettre en valeur les caractéristiques du produit au moment de sa pose. L'un des conseils de base pour poser notre produit est de prendre les carreaux par groupes de 3 ou 4 d'au moins cinq boîtes différentes, de manière à alterner les tonalités. Répartissez harmonieusement les nuances de couleurs que vous remarquerez et contrôlez le résultat de temps à autre en regardant de loin la portion de travail déjà exécutée.

POSE DES MATÉRIAUX RECTIFIÉS

Pour poser les matériaux rectifiés, il est toujours indispensable de garder un joint minimum de 2/3 mm entre deux carreaux, en appliquant des produits de remplissage des joints et des produits de scellement d'une teinte assortie à celle du matériau. Au cours de la pose des materielle rectifiés rectangulaires, il est important d'éviter de faire coïncider les angles d'un carreau avec la moitié des autres, afin de faire face aux éventuelles imperfections de planéité qui, d'une manière ou d'une autre existent toujours dans les grands formats. Étant donné qu'il s'agit de materielle coupé et rectifié, pour éviter ce problème, il est préconisé de poser le matériau en alignement continu, avec un intervalle de 0 à 15cm. Il est vivement recommandé de confier la pose aux soins d'un carreleur compétent qui, après avoir vérifié si la planéité de la sous-couche isolante est correcte et jugé de la qualité du materielle, contribuera, par son expérience, à une exécution impeccable.

NETTOYAGE APRÈS POSE

Le nettoyage après pose est une étape d'une importance fondamentale pour toutes les interventions suivantes et pour l'entretien. Avec le nettoyage après pose:

- Vous enlevez les résidus de pose (mortier, colle, peinture, saleté de fin de chantier de diverses natures;
- Vous débarrassez le matériau des éventuels résidus de surface.

Il convient de souligner que plus de 90% des réclamations sur chantier sont dues à un nettoyage après pose mal effectué, voire même pas du tout effectué.

Reflux des eaux sur poses surélevées :

On conseille de prévoir une inclinaison minimale du carrelage de 1%.

On conseille d'utiliser des Clips métalliques à insérer entre chaque dalle pour rompre la tension de surface de l'eau en cas de stagnations, en en améliorant le reflux.

On recommande de toujours utiliser un support central pour chaque carreau du revêtement de sol.

TH2.0:

Gres protector - Faber
Enhancer Plus - Faber
Stop Dirty - Fila

	<p>For the rectangular sizes is it advisable to stagger the product irregularly when laying it to avoid problems in flatness.</p> <p>Nei formati rettangolari si consiglia la posa sfalsata irregolare del prodotto onde evitare problemi di planarità.</p> <p>Pour les formates rectangulaire nous vous conseillons d'adopter la pose irrégulière à joints décalés pour le produit a fin d'éviter tout problème de planéité.</p> <p>Für die Rechteckig Formate empfehlen wir die unregelmäßige versetzte Verlegung dieser Fliese, um Probleme mit der Ebenflächigkeit zu vermeiden.</p>
--	---

Avant de poser les carreaux avec de la colle, il est conseillé de les poser à sec, en évaluant soigneusement les compositions pour garantir le meilleur résultat esthétique.

<p>General index</p>
<p>Product indexes</p>
<p>The Company</p>
<p>Collections</p>
<p>TH2.0 Outdoor Solutions</p>
<p>Bathroom furniture</p>
<p>Ventilated facades</p>
<p>Technical information</p>

- ES WERDEN KEINE BEANSTANDUNGEN AKZEPTIERT, NACHDEM DAS MATERIAL BEREITS VERLEGT WURDE.
- ÜBERPRÜFEN SIE DEN FARBTON, DAS WERKMASS, DIE SORTIERUNG UND DIE EBENFLÄCHIGKEIT, BEVOR SIE DIE FLIESEN VERLEGEN.
- DIE ELEKTRONISCHEN MASCHINEN, DIE DAS WERKMASS BESTIMMEN, SIND AUF EINE TOLERANZ VON 12mm EINGESTELLT.
- DIE FLIESEN MÜSSEN MIT EINER FUGENBREITE VON MINDESTENS 3 mm VERLEGT WERDEN. REKTIFIZIERTE FLIESEN MÜSSEN MIT EINER FUGENBREITE VON MINDESTENS 2 mm VERLEGT WERDEN. Die Serien Campigiane müssen mit einer Fugenbreite von 5 mm verlegt werden.

RATSCHLÄGE FÜR DIE VERLEGUNG

Vor der Verlegung empfehlen wir eine Kontrolle über Ton, Kaliber und Sortierung vorzunehmen. Unser Material wird absichtlich mit leichten Nuance Unterschieden produziert, welche die Wirkung der Farben und Muster bekräftigen. Es ist ferner notwendig, während der Verlegung, Fliesen aus verschiedenen Kartons zu verwenden. Die Annahme der Ware und schliesst jede Beanstandung aus. Beanstandungen von schon verlegte Ware werden nicht angenommen.

RATSCHLÄGE FÜR DIE VERLEGUNG SÄMTLICHER RECHTECKIGEN FORMATE DES KATALOGS

Um die Eigenschaften des Produkts während der Verlegung voll zur Geltung zu bringen, ist als Erstes eine abwechslungsreiche Anordnung der Farbtöne empfohlen, wofür die Fliesen in Gruppen von jeweils 3-4 Stück von wenigstens fünf Schachteln zu entnehmen sind. Die verschiedenen Farbtöne sind dann zusammenpassend zu verteilen, wobei man sich das Ergebnis ab und zu von einer gewissen Entfernung ansehen sollte.

VERLEGUNG GESCHLIFFENER FLIESEN

Bei der Verlegung von geschliffenen Fliesen ist es jedenfalls ratsam, eine Fuge von mindestens 2/3 mm vorzusehen und Fugen- und Dichtmassen mit einer solchen Färbung zu verwenden, die zu den Farbtönen der Fliesen passt. Bei der Verlegung von rechteckig geschliffenen Fliesen ist infolge der auf sämtlichen großen Formaten vorhandenen Ebenheitsfehler darauf zu achten, dass die oberen Ränder einer Fliese nicht mit der Mitte der anderen Fliesen zusammentreffen. Da es sich um geschnittenes und geschliffenes Material handelt, kann dieses Problem dadurch gelöst werden, dass man die Fliesen fortlaufend, mit einem Zwischenraum von 0 bis 15cm verlegt. Es ist absolut empfehlenswert, dass die Verlegung von Fachpersonal mit der nötigen Erfahrung ausgeführt wird, das nach der Überprüfung des Estrichs auf einwandfreie Ebenheit und der Qualität des Materials die ihm anvertraute Arbeit anstandslos ausführen wird.

GRUNDREINIGUNG NACH DER VERLEGUNG

Die Grundreinigung nach der Verlegung ist grundlegend, um die spätere Reinigung und Pflege zu ermöglichen. Mit der Grundreinigung nach der Verlegung werden:

- bei der Verlegung selbst entstandene Rückstände (Mörtel, Kleber, Lack, Baustellenschmutz verschiedener Art)

- und eventuelle oberflächliche Materialrückstände entfernt.

Man sollte wissen, dass mehr als 90% der Beanstandungen auf der Baustelle darauf zurückgehen, dass keine oder eine unzureichende Grundreinigung nach der Verlegung erfolgt ist.

WASSERRÜCKFLUSS BEI VERLEGUNG AUF HOHLRAUMBÖDEN:

Es wird empfohlen, dem Fußboden ein Gefälle von mindestens 1‰ zu geben.

Es wird zur Verwendung von Metallklammen geraten, die zwischen den einzelnen Platten eingefügt werden, um die Oberflächenspannung des Wassers bei Ansammlungen zu brechen und so den Rückfluss zu verbessern.

Stets wird geraten, eine mittlere Halterung pro Fliese des Bodenbelags zu verwenden.

TH2.0:

Gres protector - Faber
Enhancer Plus - Faber
Stop Dirty - Fila

	<p>For the rectangular sizes is it advisable to stagger the product irregularly when laying it to avoid problems in flatness.</p> <p>Nei formati rettangolari si consiglia la posa sfalsata irregolare del prodotto onde evitare problemi di planarità.</p> <p>Pour les formates rectangulaire nous vous conseillons d'adopter la pose irrégulière à joints décalés pour le produit a fin d'éviter tout problème de planéité.</p> <p>Für die Rechteckig Formate empfehlen wir die unregelmäßige versetzte Verlegung dieser Fliese, um Probleme mit der Ebenflächigkeit zu vermeiden.</p>
--	---

Um das beste ästhetische Ergebnis zu erreichen, ist es ratsam die Fliesen vor der Verlegung trocken auszulegen um die Zusammensetzung sorgfältig zu prüfen.

Cleaning and care of outlet-ceramic products

Pulizia e manutenzione dei prodotti. Nettoyage et entretien des articles outlet-ceramic. Reinigung und pflege der produkte von outlet-ceramic.

Apart from their refined aesthetic presence, all surfaces by outlet-ceramic provide you with the highest technical standards. Easy to clean, spot-resistant and resistant to contact with acids. For any further question on how to obtain the best results in cleaning, to find out more about the chosen surface and its relative cleansers and cleaning procedures, please scan the QR code on the right.

Le superfici outlet-ceramic oltre ad una presenza estetica raffinata garantiscono standard tecnici di assoluto valore. Facili da pulire, resistono alle macchie e non si deteriorano al contatto con acidi. Per ottenere i migliori risultati nella pulizia e avere informazioni relative al tipo di finitura scelto, sulle corrette procedure e adottare il tipo di detergente adatto inquadra il QR Code a fianco.

Les surfaces outlet-ceramic garantissent une présence esthétique raffinée ainsi que des standards techniques d'une valeur absolue. Ils sont faciles à nettoyer, résistent aux taches et ne se détériorent pas au contact des acides. Pour obtenir les meilleurs résultats et des informations sur le type de finition choisi, les procédures correctes et le bon type de détergent, scannez le code QR ci-contre.

Die outlet-ceramic-Oberflächen garantieren neben einer edlen ästhetischen Präsenz technische Standards von absoluter Wertigkeit. Sie sind leicht zu reinigen, Fleckbeständig und Säurefest. Scannen Sie den QR-Code auf der Seite, um Tipps für beste Reinigungsergebnisse zu erhalten und Informationen zur Oberflächenbehandlung, sowie den richtigen Reinigungsmitteltyp zu erhalten.



Non-slip classification

Classificazioni antiscivolo. Classification antidérapant. Trittsicherheitsklassen.





DIN 51097 (A+B+C)

German norm regarding the determination of the anti-slip characteristics in wet areas. The used method is trampling on a plane with variable sloping. The classification of the anti-slip characteristics on wet surface includes 3 groups: A - B - C.

Norma tedesca che prevede la determinazione delle proprietà anti-scivolo in zone bagnate. Il metodo adottato è il camminamento a piedi nudi su un piano ad inclinazione variabile dove viene fatta scorrere dell'acqua. La classificazione per le caratteristiche antidrucciolo su bagnato prevede 3 gruppi: A - B (A+B) - C (A+B+C).

Norme allemande qui définit les propriétés antidérapantes des surfaces humides. La méthode de mesure se base sur le piétinement à pieds nus d'une surface où ruisselle de l'eau, selon différentes pentes. La classe antidérapage des surfaces humides se divise en 3 groupes: A, B et C.

Deutsche Norm zur Messung der Rutschfestigkeit in Nassbereichen. Die vorgesehene Methode beinhaltet das Barfußgehen auf einer schiefen Ebene mit mehr oder minder großem Neigungswinkel, auf der Wasser als Gleitmittel verwendet wird. Im Hinblick auf die rutschhemmenden Eigenschaften in Barfußbereichen wird nach 3 Bewertungsgruppen unterschieden: A - B - C.

ANGLE ANGOLO INCLINAISON WINKEL	CLASSIFICATION CLASSIFICAZIONE CLASSIFICATION BEWERTUNGSGRUPPE	INTENDED USE DESTINAZIONE D'USO UTILISATION PRÉVUE BESTIMMUNGSZWECK
 $\alpha < 12^\circ$	Unclassified Non classificato Non classé Nicht bewertet	
 $12^\circ \leq \alpha \leq 18^\circ$	A	Changing-rooms, barefoot access zones, etc. Spogliatoi, zone di accesso a piedi nudi, etc. Vestiaires, zones d'accès pieds nus, etc. Umkleieräume, Barfuß-Zugangsbereiche, usw.
 $18^\circ \leq \alpha \leq 24^\circ$	B	Showers, edges of swimming-pools, etc. Docce, bordi di piscina, etc. Douches et abords de piscines, etc. Duschen, Beckenumgänge, usw.
 $\alpha \geq 24^\circ$	C	Underwater sloping swimming-pool edges, submerged steps, linking troughs between pools, zones where water may stagnate. Bordi di piscine in pendenza ma sott'acqua, scale sommerse, vasche di passaggio tra una piscina e l'altra, zone dove sussiste la possibilità di acqua stagnante. Abords de piscines inclinés sous l'eau, échelles immergées, bassins de passage d'une piscine à une autre, zones à hauteur desquelles peut être présente de l'eau stagnante. Geneigte wasserbeflutete Beckenumgänge, Unterwasserteppen, Durchgangsbecken zwischen mehreren Schwimmbecken, Zonen mit möglichen Wasseranstauungen.

ASTM C 1028

Norm valid for the U.S.A. including the measurement of the static friction coefficient in dry and wet surface conditions using a neolite-coated sliding device on which a 50-pound load is applied. The indexes of the static friction coefficient are the following:

Normativa valida per gli U.S.A. che prevede la misura del coefficiente di attrito statico sia in condizioni di superficie asciutta che bagnata utilizzando un dispositivo scivolante rivestito di neolite su cui agisce un carico di 50 libbre. Gli indici di coefficiente di attrito statico sono i seguenti:

Norme de référence des États-Unis qui définit le coefficient de friction statique sur des surfaces sèches ou humides, en utilisant un dispositif glissant revêtu de néolite sur lequel agit une charge de 50 livres. Les indices du coefficient de friction statique sont les suivants:

US-Norm zur Messung des statischen Reibungskoeffizienten auf trockener sowie nasser Oberfläche anhand einer gleitenden, neolitbeschichteten und mit 50 Pfund beschwerten Vorrichtung. Die statischen Reibbeiwerte sind:

$\leq 0,50$	$0,50 \div 0,60$	$\geq 0,60$
Dubious slip resistance Attrito contestabile Coefficient de friction contestable Beanstandbare Reibung	Ineffective slip resistance Attrito non anti-scivolo Coefficient de friction non antidérapant Keine Antirutsch-Reibung	Slip resistant Attrito anti-scivolo Coefficient de friction antidérapant Antirutsch-Reibung


DIN 51130 ANTISCIVOLOSITÀ R

R ANTI-SLIP = German norm measuring the determination of anti-slip resistance for working and operating place floors with slippery surfaces. The used method is trampling on a plane with variable sloping. The classification of the anti-slip characteristics includes 5 groups: R9-R10-R11-R12-R13.

Normativa tedesca che misura le determinazioni della resistenza allo scivolamento per pavimentazioni di ambienti di lavoro e zone operative con superfici sdrucciolevoli Il metodo adottato è il calpestio su un piano ad inclinazione variabile. La classificazione per le caratteristiche antidrucciolo prevede 5 gruppi: R9-R10-R11-R12-R13.

ANTIDÉRAPAGE R = norme allemande qui détermine la résistance au dérapage des carrelages destinés aux lieux de travail et zones où des surfaces antidérapantes sont requises. La méthode de mesure adoptée est le piétinement de surface selon différentes pentes. La classe antidérapage se divise en 5 groupes: R9, R10, R11, R12 et R13.

RUTSCHFESTIGKEIT R = Deutsche Norm zur Messung der Rutschfestigkeit von Fußböden in Arbeitsräumen und -bereichen mit rutschigen Oberflächen. Die vorgesehene Methode beinhaltet das Gehen auf einer schiefen Ebene mit mehr oder minder großem Neigungswinkel. Im Hinblick auf die rutschhemmenden Eigenschaften wird nach 5 Bewertungsgruppen unterschieden: R9-R10-R11-R12-R13.

ANGLE ANGOLO INCLINAISON WINKEL	CLASSIFICATION CLASSIFICAZIONE CLASSIFICATION BEWERTUNGSGRUPPE	INTENDED USE DESTINAZIONE D'USO UTILISATION PRÉVUE BESTIMMUNGSZWECK
 $\alpha < 6^\circ$	Unclassified Non classificato Non classé Nicht bewertet	
 $6^\circ \leq \alpha \leq 10^\circ$	R9	Entrances and staircases with outdoor access. Restaurants and canteens, shops, clinics, hospitals, school. Zone ingresso e scale con accesso dall'esterno. Ristoranti e mense, negozi, ambulatori, ospedali, scuole. Zones d'entrée et escaliers avec accès de l'extérieur. Restaurants et cantines, magasins, cabinets de consultation, hôpitaux et écoles. Eingangsbereiche und Treppen mit Zugang von außen. Restaurants und Kantinen, Geschäfte, Praxen, Krankenhäuser, Schulen.
 $10^\circ \leq \alpha \leq 19^\circ$	R10	Communal bathrooms and showers, small kitchens and catering outlets, garages and basements. Bagni e docce comuni, piccole cucine ed esercizi per la ristorazione, garage e sotterranei. Toilettes et douches communes, petites cuisines pour l'exercice de la restauration, garages et sous-sols. Badezimmer und Gemeinschaftsduschen, kleine Küchen und Betriebe für die Restauration, Garagen und Untergeschoße.
 $19^\circ \leq \alpha \leq 27^\circ$	R11	Food production facilities. Medium-sized restaurant kitchens. Working environments with large amounts of water and mud, laboratories, laundries and hangars. Ambienti per la produzione di generi alimentari. Medie cucine di esercizi per la ristorazione. Ambienti di lavoro con forte presenza acqua e fanghiglia, laboratori, lavanderia, hangar. Locaux pour la production de denrées alimentaires. Cuisines de dimensions moyennes pour l'exercice de la restauration. Lieux de travail avec forte présence d'eau et de boue, laboratoires, teintureries et hangars. Lebensmittelproduktionsbereiche. Mittlere Küchen für Restaurationsbetriebe. Arbeitsbereiche mit stark vorhandenem Wasser und Schlamm, Labors, Wäschereien, Hangars.
 $27^\circ \leq \alpha \leq 35^\circ$	R12	Environments for the production of high-fat foods such as dairy products, oils and cured meats. Large restaurant kitchens. Industrial facilities making products using slippery substances. Car parks. Ambienti per la produzione di alimenti ricchi di grassi come latticini e derivati, olii e salumi. Grandi cucine per la ristorazione. Preparati industriali con impiego di sostanze scivolose. Parcheggi auto. Locaux pour la production de denrées alimentaires riches en matières grasses telles que charcuteries et huiles. Grandes cuisines pour l'exercice de la restauration. Ateliers industriels avec emploi de substances glissantes. Parcs de stationnement autos. Bereiche für die Produktion fettreicher Lebensmittel wie Milchprodukte und milchnebenprodukte, Öle und Wurstwaren. Großküchen für die Restauration. Industrielle Zubereifungen mit Einsatz rutschiger Stoffe. Autoparkplätze.
 $\alpha \geq 35^\circ$	R13	Environments with large quantities of fats and grease. Food processing. Ambienti con grossa quantità di grassi. Lavorazione degli ambienti. Locaux avec grande quantité de graisses. Locaux de transformation des aliments. Bereiche mit großen Fettmengen. Lebensmittelbearbeitung.

Technical specifications of porcelain

Conforming to european standards en 14411 appendice g gruppo Bla con e ≤ 0,5 %

Caratteristiche tecniche Gres porcellanato - conformi a norme europee en 14411 appendice G gruppo Bla con e ≤ 0,5 %
 Caracteristiques techniques du grès cérame - conformes aux normes européennes EN 14411 appendice G gruppo Bla con e ≤ 0,5 %
 Technische eigenschaften für feinsteinzeug - gemäß den europäischen normen EN 14411 appendice G gruppo Bla con e ≤ 0,5 %

PHYSICAL PROPERTIES CARATTERISTICA TECNICA CARACTERISTIQUE TECHNIQUE TECHNISCHE DATEN	TESTING METHOD METODO DI PROVA NORME D'ESSAIS PRÜFVERFAHREN	REFERENCE STANDARD RIFERIMENTO NORMA RÉFÉRENCE NORME STANDARDWERT	PRODUCT VALUES VALORE PRODOTTO VALEUR PRODUIT PRODUKT WERTE					
			7cm ≤ N < 15cm (mm)	N ≥ 15cm (%) (mm)		Natural net rectified	Rectified and high gloss LCP	
Sizes Dimensioni Dimensions Abmessungen	EN ISO 10545-2	Lenght and width / Lunghezza e larghezza Longuer et largeur / Länge und Breite	±0.9	±0.6	±2.0	Conforming Conforme Conforme Erfüllt	Conforming Conforme Conforme Erfüllt	
			Thickness / Spessore / Épaisseur / Stärke	±0.5	±5.0			±0.5
			Linearity / Rettilineità spigoli Rectitude des arêtes / Kantenegeradheit	±0.75	±0.5			±1.5
			Wedging / Ortogonalità / Orthogonalité / Rechtwinkligkeit	±0.75	±0.5			±2.0
			Warpage / Planarità / Planéité / Ebenflächigkeit	±0.75	±0.5			±2.0
			Appearance: percentage of acceptable tiles, per lot Aspetto: percentuale di piastrelle accettabili nel lotto Aspect: pourcentage de carreaux acceptables sur la fourniture totale Oberflächenbeschaffenheit: Prozentsatz der Fliesen, die den geforderten Eigenschaften entsprechen	95 % min.	95 % min.			-
			Water absorption % Assorbimento d'acqua % Absorption d'eau % Wasseraufnahme %	EN ISO 10545-3	E ≤ 0,5% (individual value Max. 0,6%)			
Conforming Conforme Conforme Erfüllt	EN ISO 10545-4	medium value ≥ 35 N/mm² (individual value Min. 32 N/mm²)			Conforming Conforme Conforme Erfüllt			
Breakage resistance Sforzo di rottura Résistance a la rupture Bruchlast	EN ISO 10545-4	sp. ≤ 7,5 mm: min 700 N sp. ≥ 7,5 mm: min 1300 N			Conforming Conforme Conforme Erfüllt			
Scratch resistance Resistenza all'abrasione profonda Résistance à l'abrasion Bestimmung des Widerstandes gegen tiefen Verschleib	EN ISO 10545-6	175 mm3 max.			Average / Medio Moyenne/ Mittelwert <175mm3			
Abrasion resistance Resistenza all'abrasione Résistance à l'abrasion Widerstand gegen Verschleiss	EN ISO 10545-7	Required Richiesta Requise Gefordert			II - V			
Thermal expansion coefficient Coefficiente di dilatazione termica lineare Coefficient de dilatation thermique linéaire Wärmeausdehnung	EN ISO 10545-8	Declared value Valore dichiarato Valeur déclaré Angegebenwert			6,5x10 ⁻⁶ °C			
Thermal shock resistance Resistenza agli sbalzi termici Résistance aux écarts de température Temperaturwechselbeständigkeit	EN ISO 10545-9	Pass according to iso 10545-1 Test superato in accordo con iso 10545-1 Pv en accord avec norme en 10545-1 Test ueberstanden nach ISO 10545-1			Resistant Resistente Résistants Widerstandsfähig			
Frost resistance Resistenza al gelo Résistance au gel Frostbeständigkeit	EN ISO 10545-12	Pass according to iso 10545-1 Test superato in accordo con iso 10545-1 Pv en accord avec norme en 10545-1 Test ueberstanden nach ISO 10545-1			Resistant Resistente Résistants Widerstandsfähig			
Resistance to low concentrations of acids and alkali Resistenza a basse concentrazioni di acidi e alcali Résistance à des basses concentrations d'acides et bases Beständigkeit gegen schwach konzentrierte säuren und laugen	EN ISO 10545-13	Declared value Valore dichiarato Valeur déclaré Angegebenwert	See single tile picture Vedi il minimale Voir sous du carreau photo Siehe einzelnen Abbildungen					
Resistance to high concentrations of acids and alkali Resistenza ad alte concentrazioni di acidi e alcali Résistance à des hautes concentrations d'acides et bases Beständigkeit gegen stark konzentrierte säuren und laugen		Declared value Valore dichiarato Valeur déclaré Angegebenwert	See single tile picture Vedi il minimale Voir sous du carreau photo Siehe einzelnen Abbildungen					
Resistance to domestic chemicals and additives for swimming pools Resistenza ai prodotti chimici di uso domestico e agli additivi per piscina Résistance aux prod. chimiques d'usage domestique et additifs pour piscines Beständigkeit gegen chemische Haushaltsreinger und Zusatzstoffe für schwimmbäder		B min.	See single tile picture Vedi il minimale Voir sous du carreau photo Siehe einzelnen Abbildungen					
Color resistance to light Resistenza dei colori alla luce Résistance des couleurs a la lumière Lichtbeständigkeit	DIN 51094	No noticeable color change Non devono presentare apprezzabili variazioni di colore Ne doivent pas présenter de variations importantes des couleurs Die Muster dürfen keine sichtbaren Farbveränderungen aufweisen			No alteration after testing Materiale inalterato dopo il test Aucune altération relevée Keine Veränderung nach dem Test			
Friction coefficient (slipperiness) Coefficiente di attrito (Scivolosità) Coefficient de friction (Glissement) Reibungskoeffizient (Schlupfrigkeit)	EN 16165		See single tile picture / Vedi il minimale Voir sous du carreau photo / Siehe einzelnen					
	DIN 51097		See single tile picture / Vedi il minimale Voir sous du carreau photo / Siehe einzelnen					
	B.C.R.A. D.M.236/ 89	If needed Doverchiesto Sdemande Nach Anforderung	Available test / Test disponibile Essai disponible / Pruefzeugnis verfuegbar					
	ASTM C1028-2007		Available test / Test disponibile Essai disponible / Pruefzeugnis verfuegbar					
	ANSI A 137.1-2012		See single tile picture / Vedi il minimale Voir sous du carreau photo / Siehe einzelnen					

It's advisable to refer Technical Division for all necessary guidelines to a correct use. Si raccomanda di consultare Technical Division per le indicazioni necessarie al corretto utilizzo.
 Merci de consulter notre Technical Division pour les indications a un usage correct. Zur korrekten anwendung wird empfohlen unsere Technical Division zu kontaktieren.

Technical details available on: www.outlet-ceramic.it Schede tecniche consultabili sul sito: www.outlet-ceramic.it
 Technisches Datenblatt auf der Website: www.outlet-ceramic.it Fiches techniques à consulter sur le syte: www.outlet-ceramic.it

Weights and measures table

Pesi e misure. Tableau poids et mesures. Gewichts- und Maßtabelle.

Size Formato Format Format	Thickness Spessore Épaisseur Stärke	Pcs/Box Pz/Scatola Stk/Karton Pieces/Boîte	Sqm/Box Mq/Scatola Qm/Karton M²/Boîte	Kg/Box Kg/Scatola Kg/Karton Kg/Boîte	Box/Pallet Scatola/Pallet Karton/Palette Boîte/Palette	Sqm/Pallet Mq/Pallet Qm/Palette M²/Palette	Kg/Pallet Kg/Pallet Kg/Palette Kg/Palette
9,9x30,2	RETT	9	0,78	14,50	60	46,80	873
9,5x57	RETT CHEVRON	9	0,76	13,93	48	36,48	688,64
15x30	CAMPIGIANE / ANTICHI AMORI	9,2	1,26	25,00	60	75,60	1.520
15x30		8,2	1,44	25,00	60	86,40	1.400
20x20		7,2	1,52	24,33	60	91,20	1.480
20x40		8,2	1,60	28	48	76,80	1.360
20x120	RETT *	9	1,20	22,70	48	57,60	1.100
	RETT *	6	1,68	24,19	48	80,64	1.181
30x30	CAMPIGIANE / ANTICHI AMORI	9,2	1,26	25,33	60	75,60	1.540
30x120	RETT *	9	1,44	28,60	39	56,16	1.130
	RETT *	6	2,16	31,10	36	84,24	1.232
	RETT		1,26	24,38		50,40	960
	LCP / RST		1,26	24,38		50,40	1.050
30,8x61,5		9	1,32	24,88	40	52,80	920
60x60	RETT / RST / LCP	9	1,44	28,57	30	43,20	812
60x120	RETT / RST / LCP *	9	2	28,57	35	50,40	1.020
	RETT *	6	3	31,10	35	75,6	1.108
80x80	RETT/LCP	9	1,28	25,58	45	57,60	1.171
20x20	BICOTTURA	6,5	1,60	16,56	72	115,20	1.212
20x50	BICOTTURA	8	1,40	19,45	60	84	1.187
20x50	DECORO BICOTTURA	8	1,40	18,83	60	84	1.150

Size Formato Format Format	Thickness Spessore Épaisseur Stärke	Packaging Tipologia imballaggio Typologie de l'emballage Verpackungsarten	Packaging size Ingombro Dimension Format	Pcs/Box Pz/Scatola Stk/Karton Pieces/Boîte	Sqm/Box Mq/Scatola Qm/Karton M²/Boîte	Kg/Box Kg/Scatola Kg/Karton Kg/Boîte	Box/Pallet Scatola/Pallet Karton/Palette Boîte/Palette	Sqm/Pallet Mq/Pallet Qm/Palette M²/Palette	Kg/Pallet Kg/Pallet Kg/Palette Kg/Palette
120x120	RETT	Pallet with sides	143,2x124x56,1	2	2,88	61,36	18	51,84	1.020
	LCP/RST **	Pallet with sides	143,2x124x56,1	2	2,88	61,36	18	51,84	1.056
20x160	RETT **	Pallet with sides	168x97x57	4	1,28	25,57	36	46,08	970
30x160	RETT **	Pallet with sides	168x97x57	3	1,44	28,77	30	43,20	913
80x160	RETT/LCP **	Pallet with sides	168x97x57	4	1,92	27,65	30	57,60	850
				2	2,56	51,15	18	46,08	970

EKXTREME- TOPSOLUTION

Size Formato Format Format	Thickness Spessore Épaisseur Stärke	Packaging Tipologia imballaggio Typologie de l'emballage Verpackungsarten	Packaging size Ingombro Dimension Format	Sqm/Pcs Mq/Pz Qm/Stk M²/Pieces	Kg/Pcs Kg/Pz Kg/Stk Kg/Pieces	Pcs/Pal Pz/Pal Stk/Pal Pieces/Pal	Sqm/Crate - A frame Mq/Cassa - Cavalletto Qm/Caisse - Chevalet M²/Kiste - Ständer	Kg/Crate - A frame Kg/Cassa - Cavalletto Kg/Caisse - Chevalet Kg/Kiste - Ständer
120x280	RETT/LCP ***	Crate	291x140x34	3,36	48,38	20	67,20	1.054
	RETT/LCP ***	A frame	290x75x156	3,36	48,38	44	147,84	2.252
160x320	RETT/LCP ***	Crate	172,6x343,2x36	5,12	72,50	16	81,92	1292
	RETT/LCP ***	A frame	330x75x200	5,12	72,50	40	204,80	3086
163x324	SILK/LCP ***	Crate	172,6x343,2x36	5,28	146	8	42,24	1300
	SILK/LCP ***	A frame	330x75x200	5,28	146	20	106,60	3.106
163x324	SILK / LCP ***	Crate	172,6x343,2x36	5,28	245	6	31,68	1.570
	SILK / LCP ***	A frame	330x75x200	5,28	245	12	63,36	3.090

TH2.OUTDOOR SOLUTIONS

Size Formato Format Format	Thickness Spessore Épaisseur Stärke	Pcs/Box Pz/Scatola Stk/Karton Pieces/Boîte	Sqm/Box Mq/Scatola Qm/Karton M²/Boîte	Kg/Box Kg/Scatola Kg/Karton Kg/Boîte	Box/Pallet Scatola/Pallet Karton/Palette Boîte/Palette	Sqm/Pallet Mq/Pallet Qm/Palette M²/Palette	Kg/Pallet Kg/Pallet Kg/Palette Kg/Palette
120x120	RETT **	1	1,44	66,02	18	25,92	1.220
30x120	RETT *	2	0,72	32,44	36	25,92	1.188
80x80	RETT	1	0,64	28,60	45	28,80	1.307
60x120	RETT *	1	0,72	32,33	30	21,60	980
60x90	RETT	2	1,08	48,28	27	29,16	1.323
60x60	RETT	2	0,72	32,07	30	21,60	965

* WARNING: Storage up to maximum 3 stacked pallets . ATTENZIONE, sovrapporre max 3 palette alla volta . FAIRE ATTENTION! Le materiel peut etre empilé par 3 palettes à la fois maximum . ACHTUNG, max. 3 Paletten stapeln.

** WARNING: Storage up to maximum 4 stacked pallets . ATTENZIONE, sovrapporre max 4 palette alla volta . FAIRE ATTENTION! Le materiel peut etre empilé par 4 palettes à la fois maximum . ACHTUNG, max. 4 paletten stapeln.

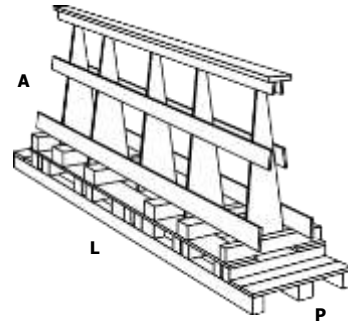
*** WARNING: Storage up to maximum 8 stacked crates . ATTENZIONE, sovrapporre max 8 casse alla volta . FAIRE ATTENTION! Le materiel peut etre empilé par 8 caisses à la fois maximum . ACHTUNG, max. 8 Verpackungskisten stapeln.



Packaging

Tipologie di imballaggio . Typologie de l'emballage . Verpackungsarten.

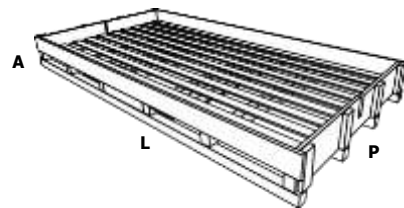
A- Frame - Cavalletto - Chevalet - Ständer



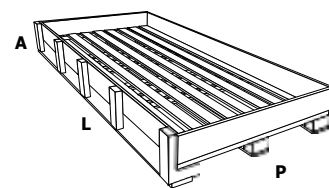
L: 330 x P: 75 x A: 200 cm - € 280
Slab Size - Formato lastre - Dimension des dalles - Plattenformat: 163x324 - 160x320

L: 290 x P: 75 x A: 156 cm - € 240
Slab Size - Formato lastre - Dimension des dalles - Plattenformat: 120x280

Crate - Cassa - Caisse - Kiste



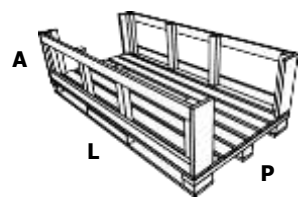
L: 343,2 x P: 172,6 x A: 36 cm - € 190
Slab Size - Formato lastre - Dimension des dalles - Plattenformat: 163x324 - 160x320




Crate - 20 Pc:
L : 291 x P: 140 x A : 34 cm - € 130
Slab Size - Formato lastre - Dimension des dalles - Plattenformat: 120x280

Crate - 10 Pc:
L : 292 x P: 132 x A : 21 cm - € 70
Slab Size - Formato lastre - Dimension des dalles - Plattenformat: 120x280

Pallet with sides - Pallet con sponde - Palettes - Paletten Gestell



L : 168 x P : 97 x A : 57 cm - € 50
Slab Size - Formato lastre - Dimension des dalles - Plattenformat: 80x160 - 30x160 - 20x160



L : 143,2 x P : 124 x A : 56,1 cm - € 30
Slab Size - Formato lastre - Dimension des dalles - Plattenformat: 120x120

Special picking packaging is available for less than 10 pcs.
Per imballi contenenti un numero di scatole minori di 10 sono previsti anche degli imballi speciali.
Pour les emballages contenant un nombre de boîtes inférieur à 10, ils sont prévus aussi de conditionnements spéciaux.
Lieferungen von weniger als 10 Kartons werden in Speziellen Verpackungen geliefert.

Loading composition

Composizioni di carico . Composition du chargement . Zusammenstellung der ladung

Truck . Camion bilico . Camion avec semi - remorqu . LWK 13,6m x 2,5m		m ²	Weight Peso Poids Gewicht
Full 120x120 (9 mm)	Nr. 27 Pallet including 18 pcs each – remain 10 free spaces for standard europallet (80x120) Nr. 27 Palette da 18 sc - rimangono nr 10 spazi per europallet (80x120)	1.399,68	29.754
Full 120x280 (6 mm)	Nr. 20 Crates including 20 pcs each – remain 8 free spaces for standard europallet (80x120) Nr. 20 Casse da 20 pz - rimangono nr 8 spazi per europallet (80x120)	1.344	21.140
Full 160x320 (6 mm)	Nr. 15 Crates including 16 pcs each Nr. 15 Casse da 16 pz	1.228,80	19.380
Full 164x324 (12 mm)	Nr. 9 A-frame including 40 pcs each Nr. 9 Cavalletti da 40 pz	1.843,20	27.774
	Nr. 15 Crates including 8 pcs each Nr. 15 Casse da 8 pz	633,60	19.500
	Nr. 9 A-frame including 20 pcs each Nr. 9 Cavalletti da 20 pz	950,40	27.954

20 Feet Container . Container 20 piedi . Conteneur 20 pieds . 20-Fuss-Container		m ² w	Weight Peso Poids Gewicht
Full 120x120 (9 mm)	Nr. 16 Pallet including 18 pcs each + nr. 4 A-frame including 18 pcs each Nr. 16 Palette da 18 sc + nr 4 cavalletti da 18 sc	1.051,12	22.180
	A Nr. 12 Crates including 20 pcs each Nr. 12 Casse da 20 pz	806,40	12.720
Full 120x280 (6 mm)	B Nr. 6 A-frame including 44 pcs each Nr. 6 Cavalletti da 44 pz	887,04	13.512
	C Nr. 12 Crates including 20 pcs each + nr. 2 A-frame including 44 pcs each Nr. 12 Casse da 20 pz + nr 2 cavalletti da 44 pz	1102,08	17.152
Full 160x320 (6 mm)	A Nr. 5 Crates including 16 pcs each – remain 5 free spaces for standard europallet 80x120 Nr. 5 Casse da 16 pz - rimangono nr 5 spazi per europallet 80x120	409,60	6.460
	B Nr. 3 A-frame including 40 pcs each – remain 5 free spaces for standard europallet 80x120 Nr. 3 Cavalletti da 40 pz - rimangono nr 5 spazi per europallet 80x120	614,40	9.258
Full 164x324 (12 mm)	A Nr. 5 Crates including 8 pcs each – remain 5 free spaces for standard europallet 80x120 Nr. 5 Casse da 8 pz - rimangono nr 5 spazi per europallet 80x120	211,20	6.500
	B Nr. 3 A-frame including 20 pcs each – remain 5 free spaces for standard europallet 80x120 Nr. 3 Cavalletti da 20 pz - rimangono nr 5 spazi per europallet 80x120	316,80	9.318

40 Feet Container . Container 40 piedi . Conteneur 40 pieds . 40-Fuss-Container		m ²	Weight Peso Poids Gewicht
Full 120x120 (9 mm)	A Nr. 24 Pallet including 18 pcs each Nr. 24 Palette da 18 sc	1.261,44	26.467
	A Nr. 24 Crates including 20 pcs each Nr. 24 Casse da 20 pz	1.612,80	25.440
Full 120x280 (6 mm)	B Nr. 11 A-frame including 44 pcs each + Nr. 1 A-frame including 35 pcs each Nr. 11 Cavalletti da 44 pz + Nr. 1 Cavalletto da 35 pz	1.743,84	26.588
	C Nr. 17 Crates including 20 pcs each + Nr. 3 A-frame including 44 pcs each + Nr. 1 A-frame including 35 pcs each Nr. 17 Casse da 20 pz + Nr. 3 cavalletti da 44 pz + Nr. 1 Cavalletto da 35 pz	1.703,52	26.500
	D Nr. 24 Crates including 20 pcs each + nr. 1 A-frame including 25 pcs each Nr. 24 Casse da 20 pz + nr 1 cavalletti da 25 pz	1.696,80	26.507
Full 160x320 (6 mm)	A Nr. 15 Crates including 16 pcs each – remain 2 free spaces for standard europallet 80x120 Nr. 15 Casse da 16 pz - rimangono nr 2 spazi per europallet 80x120	1.228,80	19.380
	B Nr. 8 A-frame including 40 pcs each – remain 3 free spaces for standard europallet 80x120 Nr. 8 Cavalletti da 40 pz - rimangono nr 3 spazi per europallet 80x120	1.638,40	24.688
Full 164x324 (12 mm)	A Nr. 15 Crates including 8 pcs each – remain 2 free spaces for standard europallet 80x120 Nr. 15 Casse da 8 pz - rimangono nr 2 spazi per europallet 80x120	633,60	19.500
	B Nr. 8 A-frame including 20 pcs each + nr. 1 A-frame including 12 pcs Nr. 8 Cavalletti da 20 pz + nr. 1 cavalletto da 12 pz	908,16	26.786

Should you fit multiple sizes packing, please contact us in order to maximize the best composition (max sqmts load).
Per carichi misti tra vari formati contattare l'azienda per la soluzione migliore.
Pour tout chargement en mélange de différents formats, contactez s'il vous plaît l'usine à fin de trouver la solution la plus adaptée.
Bei Verladungen von verschiedenen Formaten wenden Sie sich an das Unternehmen, um die beste Lösung zu erfragen.

Packaging handling


Movimentazione degli imballi . Manipulations des emballages . Verpackungsarten.

For a correct and safe handling of crates, A-frame and pallets, it is recommended to use a forklift with a capacity of 5 tons and with forks at least 250 cm long.

Per una corretta e sicura movimentazione di casse, cavalletti e pallet si raccomanda l'utilizzo di un carrello elevatore con portata di 50 quintali e con forche di lunghezza pari almeno 250 cm.

Pour une manipulation correcte et sécurisée des caisses, des tréteaux et des palettes, nous recommandons l'utilisation d'un chariot élévateur avec une capacité de 50 quintaux et avec des fourches d'une longueur d'au moins 250 cm.

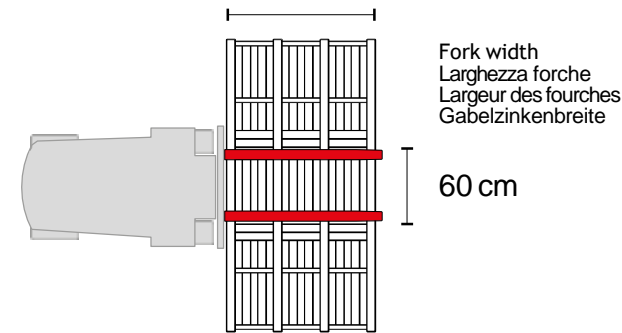
Für eine korrekte und sichere Handhabung von Kisten, Böcken und Paletten empfehlen wir die Verwendung eines Gabelstaplers mit einer Kapazität von 50 Doppelzentner mit Gabeln einer Länge von mindestens 250 cm.



Long side grip
Preso lato lungo
Prise par le côté long
Lange seite

Fork length
Lunghezza forche
longueur des fourches
gabellänge

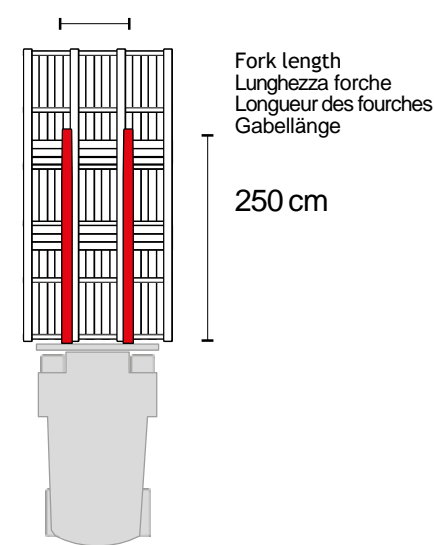
180 cm



Short side grip
Preso lato corto
Prise par le côté court
Kurze seite

Fork width
Larghezza forche
Largeur des fourches
Gabelzinkenbreite

60 cm



Suction cups are absolutely necessary for the handling of each slab and, where appropriate, a trolley can also be used.

Per la movimentazione di lastre singole sono assolutamente necessari degli organi di presa a ventose ed eventualmente anche un carrello con ruote per il trasporto.

La manipulation des plaques individuelles nécessite impérativement de dispositifs dotés de ventouses et éventuellement aussi un chariot avec des roues pour en faciliter le transport.

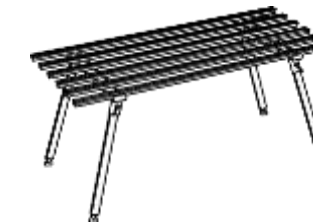
Zur Handhabung von Einzelplatten sind Greifvorrichtungen mit Saugnapfen und möglicherweise auch ein Wagen mit Rädern für den Transport nötig.



Handling frame equipped with suction cups
Telaio di movimentazione dotato di ventose
Châssis doté de ventouses
Transportrahmen mit Saugnapfen



Wheeled trolley
Carrello con ruote
Chariot à roues
Rollgestell



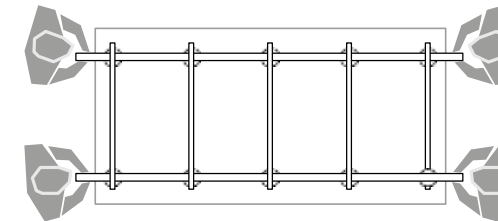
Working table
Banco da lavoro
Table de travail
Arbeitstisch

In addition, the dimensions of the slabs require great caution and attention in all movements. For the 160x320 format the presence of four operators at the same time is compulsory and the slabs must be handled on the long side, in order to avoid bumps or excessive bending.

Inoltre, le elevate dimensioni delle lastre richiedono grande cautela e attenzione in tutti gli spostamenti. Per il formato 160x320 è necessaria la presenza di quattro operatori contemporaneamente e la movimentazione della lastra deve sempre seguire il lato lungo, al fine di evitare urti o eccessive flessioni.

De plus, les dimensions élevées des dalles exigent beaucoup de prudence et d'attention dans tous les mouvements. Pour le format 160x320 est nécessaire la présence de quatre opérateurs à la fois et le mouvement de la plaque doit toujours suivre le côté long, à fin d'éviter des chocs ou une flexion excessive.

Außerdem erfordern die Dimensionen dieser Platten bei allen Bewegungen große Vorsicht und Aufmerksamkeit. Für das Format 160x320 sind zur Vermeidung großer Biegungen stets 4 Personen zur Bewegung oder Umlagerung der Platten notwendig und eine Umlagerung sollte immer mit entsprechender Unterstützung der langen Seite erfolgen.



The dimensions and weight of the EKXTREME line require specific safety measures to allow operators to work safely and to avoid any possible breakages of the slabs.

Dimensioni e peso dei formati della gamma EKXTREME richiedono apposite misure di sicurezza per consentire agli operatori di lavorare senza pericoli, evitando così possibili rotture delle lastre stesse.

Les dimensions et poids de la gamme EKXTREME nécessitent des mesures de sécurité spécifiques pour permettre aux opérateurs de travailler sans risques, évitant ainsi de possibles ruptures de plaques.

Maße und Gewichte der EKXTREME-Reihe erfordern spezifische Sicherheitsmaßnahmen damit die Bediener gefahrlos arbeiten können und ein eventueller Plattenbruch vermieden wird.

